
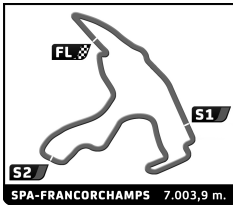


SPA EURO RACE

SUPERCAR CHALLENGE + GT&PROTO
CHALLENGE
Results Booklet





SUPERCAR CHALLENGE + GT&PROTO CH.

SPA EURO RACE

FREE PRACTICE 1

Classification

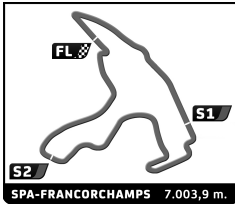
No Drivers	Team	Car	Cl.	Time	Lap Total	Gap	Kph
1807 N. SAUVAIN / E. MEUNIE	Kraft Racing	Norma M20FC	CN	2:21.959	6 10	-	177.6
2601 J. PIERRE LEQUEUX / J. UEBERECKEN	Prime Racing	Ginetta Nissan G57	LMP3	2:23.299	10 12	+1.340 +1.340	176.0
3657 S. RUPP / V. CAPILLAIRE	T2 Racing	Ligier LMP3	LMP3	2:24.442	9 11	+2.483 +1.143	174.6
4809 T. BOONEN / T. VERBERGT	Kraft Racing	Norma M20FC	CN	2:28.528	5 10	+6.569 +4.086	169.8
5603 M. ASCHOFF	EDEKA Aschoff Racing	Ginetta Nissan G58	LMP3	2:28.662	7 8	+6.703 +0.134	169.6
6103 J. DE WILDE	Speedlover	Porsche 991 GT3 Cup	GT	2:30.310	6 6	+8.351 +1.648	167.7
7109 H. HOFFNER	MDM Motorsport	Porsche 991	GT	2:30.934	8 11	+8.975 +0.624	167.1
8127 T. WINKLER	ITRIS Racing Team	Porsche 991 GT3 Cup	GT	2:31.299	10 11	+9.340 +0.365	166.7
9126 J. JANSEN	JJ Racing	Porsche 991 GT3 Cup	GT	2:31.848	7 12	+9.889 +0.549	166.0
10115 F. DULLAART	Certainty Racing	Porsche 991 GT3 Cup	GT	2:32.072	9 11	+10.113 +0.224	165.8
11605 L. HÖRR / P. DECURTINS	Team Clim Air	Ligier LMP3	LMP3	2:32.193	9 11	+10.234 +0.121	165.7
12914 A. BERG	BS Racing by Baticonsult	Radical SR3 RSX	SR3	2:32.841	10 11	+10.882 +0.648	165.0
13844 N. PRIMROSE / S. ALLPASS	Neil Primrose Racing	Norma M20FC	CN	2:33.109	8 11	+11.150 +0.268	164.7
14105 W. SLUYS	JR Motorsport	BMW M4 Silhouette	GT	2:33.407	10 11	+11.448 +0.298	164.4
15150 P. YVES PAQUE / G. PAISSE	Speedlover	Porsche 991 GT3 Cup	GT	2:33.459	10 11	+11.500 +0.052	164.3
16201 D. DE BORST / S. VAN OORD	Febo Racing Team	Leon Cupra TCR	SSP1	2:34.675	10 13	+12.716 +1.216	163.0
17202 R. STEENMETZ / S. POLDERMAN	Ferry Monster Autosport	Leon Cupra TCR	SSP1	2:34.846	6 12	+12.887 +0.171	162.8
18266 M. VEELS / J. VAN DER ENDE	Ferry Monster Autosport	Leon Cupra TCR	SSP1	2:35.719	8 12	+13.760 +0.873	161.9
19210 T. NABUURS / L. VAN RIET	Ferry Monster Autosport	Leon Cupra TCR	SSP1	2:36.497	10 12	+14.538 +0.778	161.1
20264 J. DE KIMPE / M. HUISMAN	DK-Racing powered by FMA	VW Golf TCR	SSP1	2:37.439	11 12	+15.480 +0.942	160.2
21128 A. WINKLER	ITRIS Racing Team	Porsche 991 Cup	GT	2:38.065	10 11	+16.106 +0.626	159.5
22250 O. GRAPER	Bas Koeten Racing	Audi RS3 TCR LMS	SSP1	2:38.289	9 10	+16.330 +0.224	159.3
23119 M. BERGMANN / C. BERGMAN	Bergmann Motorsport	Porsche 991 GT3 Cup	GT	2:39.118	5 11	+17.159 +0.829	158.5
24245 R. VAN DEN BERG / B. VAN DEN BERG	Harders Plaza	BMW E90	SSP1	2:39.570	9 10	+17.611 +0.452	158.0
25222 R. VAN LOON / L. VAN LOON	Blueberry Racing	BMW E46 M3	SSP1	2:41.142	8 10	+19.183 +1.572	156.5
26303 M. OOSTEN / M. TEEKENS	Veno Racing	BMW Zilhouette	SSP2	2:43.840	9 10	+21.881 +2.698	153.9
27262 R. DE WAARD	Van der Kooi Racing	Lotus Exige V6	SSP1	2:45.130	5 8	+23.171 +1.290	152.7
28129 T. PFISTER	ITRIS Racing Team	Porsche 997 GT3 Cup 2011	GT	2:46.889	9 10	+24.930 +1.759	151.1
29107 M. WEERING	Johan Kraan Motorsport	Lamborghini Super Thropeo	GT	2:47.115	3 4	+25.156 +0.226	150.9
30299 P. TEEKENS / H. OOSTEN	Veno Racing	Porsche	SSP1	2:48.654	6 8	+26.695 +1.539	149.5
31499 J. VAN DER VOORT / S. VAN DER SLOOT	Spirit Racing	Renault Clio 1.6 Turbo	SP	2:50.558	6 10	+28.599 +1.904	147.8
32306 R. DE BEUS	MWR Racing	BMW E36 M3	SSP2	2:52.548	5 9	+30.589 +1.990	146.1
33402 R. NIEMAN	Spirit Racing	Renault Clio 1.6 Turbo	SP	2:55.427	8 10	+33.468 +2.879	143.7
34401 C. VOET / B. VAN DEN BROECK	Traxx Racing Team	Peugeot RCZ Cup	SP	2:56.209	4 9	+34.250 +0.782	143.1
35410 T. SCHULTE / D. KOSTER	Certainty Racing	Renault Clio 4	SP	2:58.356	7 9	+36.397 +2.147	141.4
36427 D. VAN ELK	BlueBerry Racing	Mazda MX-5	SP	3:05.849	8 10	+43.890 +7.493	135.7
37901 A. MATTÉO / H. GOURAUD	Roke Racing	Radical SR3RS	SR3	5:44.035	3 3-3:22.07@:38.186		73.3
38102 B. HERBER	BODA Racing	Porsche 991 GT3 Cup	GT		1		
39208 T. VAN VLIET	JR Motorsport	BMW E92 V8	SSP1				
40246 R. OLIJ	Stichting Euro Autosport	BMW E92 M3	SSP1				
41259 M. VAN DE MAAT	BS Racing Team	BMW E46 GTR	SSP1				
42305 R. GREENHALGH / J. GREENHALGH	Johan Kraan Motorsport	Saker	SSP2		4		
43403 H. TAPPEL	Racing Team Tappel	BMW Zilhouette 2.0	SP		1		
44428 T.	BlueBerry Racing	Mazda MX-5	SP				
45606 M. MARATEOTTO	DKR Engineering	Norma M30 LMP3	LMP3		1		

Fastest Lap: Lap 6 Norbert SAUVAIN **2:21.959** 177.6 Kph

Published at:

Track Status: **DRY**

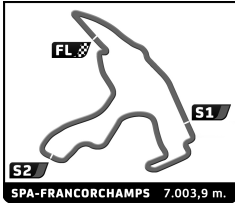
Race Director	Timekeeper:
----------------------	--------------------



SUPERCAR CHALLENGE + GT&PROTO CH. SPA EURO RACE FREE PRACTICE 1

Best Sector Times

Sector 1		Sector 2		Sector 3		No Team	Class	Ideal Lap	Best Lap
No Driver	Time	No Driver	Time	No Driver	Time				
1 601 J.PIERRE LEQUEUX	39.849	601 J.PIERRE LEQUEUX	1:05.688	601 J.PIERRE LEQUEUX	36.027	1 601 Prime Racing	LMP3	2:21.564	2:23.299 (2)
2 657 S.RUPP	40.728	657 S.RUPP	1:06.083	657 S.RUPP	36.900	2 657 T2 Racing	LMP3	2:23.711	2:24.442 (3)
3 126 J.JANSEN	42.133	603 M.ASCHOFF	1:07.632	603 M.ASCHOFF	37.487	3 603 EDEKA Aschoff Racing	LMP3	2:27.372	2:28.662 (5)
4 115 F.DULLAART	42.149	844 N.PRIMROSE	1:08.484	109 H.HOEFFNER	38.234	4 605 Team Clim Air	LMP3	2:30.067	2:32.193 (11)
5 603 M.ASCHOFF	42.253	605 L.HÖRR	1:08.716	127 T.WINKLER	38.300	5 109 MDM Motorsport	GT	2:30.934	2:30.934 (7)
6 109 H.HOEFFNER	42.308	914 A.BERG	1:08.786	126 J.JANSEN	38.462	6 127 ITRIS Racing Team	GT	2:31.115	2:31.299 (8)
7 150 P.YVES PAQUE	42.360	105 W.SLUYS	1:10.384	115 F.DULLAART	38.601	7 844 Neil Primrose Racing	CN	2:31.282	2:33.109 (13)
8 127 T.WINKLER	42.421	109 H.HOEFFNER	1:10.392	605 L.HÖRR	38.783	8 126 JJ Racing	GT	2:31.309	2:31.848 (9)
9 605 L.HÖRR	42.568	127 T.WINKLER	1:10.394	150 P.YVES PAQUE	38.974	9 115 Certainty Racing	GT	2:31.585	2:32.072 (10)
10 105 W.SLUYS	43.430	201 D.DE BORST	1:10.710	844 N.PRIMROSE	38.988	10 914 BS Racing by Baticonsult	SR3	2:32.551	2:32.841 (12)
11 844 N.PRIMROSE	43.810	126 J.JANSEN	1:10.714	105 W.SLUYS	39.133	11 150 Speedlover	GT	2:32.747	2:33.459 (15)
12 202 R.STEENMETZ	43.843	115 F.DULLAART	1:10.835	202 R.STEENMETZ	39.457	12 105 JR Motorsport	GT	2:32.947	2:33.407 (14)
13 201 D.DE BORST	43.901	202 R.STEENMETZ	1:10.862	914 A.BERG	39.524	13 202 Ferry Monster Autosport	SSP1	2:34.162	2:34.846 (17)
14 128 A.WINKLER	43.981	210 T.NABUURS	1:11.031	201 D.DE BORST	39.602	14 201 Febo Racing Team	SSP1	2:34.213	2:34.675 (16)
15 914 A.BERG	44.241	266 M.VEELS	1:11.329	128 A.WINKLER	39.691	15 210 Ferry Monster Autosport	SSP1	2:35.321	2:36.497 (19)
16 210 T.NABUURS	44.344	150 P.YVES PAQUE	1:11.413	266 M.VEELS	39.782	16 266 Ferry Monster Autosport	SSP1	2:35.541	2:35.719 (18)
17 266 M.VEELS	44.430	264 J.DE KIMPE	1:11.887	210 T.NABUURS	39.946	17 264 DK-Racing powered by FMA	SSP1	2:37.439	2:37.439 (20)
18 102 B.HERBER	44.775	250 O.GRAPER	1:12.091	264 J.DE KIMPE	40.398	18 250 Bas Koeten Racing	SSP1	2:37.671	2:38.289 (22)
19 119 M.BERGMANN	44.938	245 R.VAN DEN BERG	1:13.588	119 M.BERGMANN	40.451	19 128 ITRIS Racing Team	GT	2:37.792	2:38.065 (21)
20 245 R.VAN DEN BERG	45.012	119 M.BERGMANN	1:13.729	250 O.GRAPER	40.539	20 119 Bergmann Motorsport	GT	2:39.118	2:39.118 (23)
21 250 O.GRAPER	45.041	128 A.WINKLER	1:14.120	245 R.VAN DEN BERG	40.552	21 245 Harders Plaza	SSP1	2:39.152	2:39.570 (24)
22 262 R.DE WAARD	45.110	222 R.VAN LOON	1:14.332	222 R.VAN LOON	41.108	22 222 Blueberry Racing	SSP1	2:40.933	2:41.142 (25)
23 107 M.WEERING	45.152	107 M.WEERING	1:15.115	303 M.OOSTEN	41.553	23 107 Johan Kraan Motorsport	GT	2:43.260	2:47.115 (29)
24 264 J.DE KIMPE	45.154	303 M.OOSTEN	1:15.218	305 R.GREENHALGH	41.670	24 303 Veno Racing	SSP2	2:43.419	2:43.840 (26)
25 222 R.VAN LOON	45.493	499 J.VAN DER VOORT	1:16.276	129 T.PFISTER	41.896	25 262 Van der Kooi Racing	SSP1	2:44.348	2:45.130 (27)
26 129 T.PFISTER	46.122	305 R.GREENHALGH	1:16.513	262 R.DE WAARD	42.057	26 129 ITRIS Racing Team	GT	2:45.542	2:46.889 (28)
27 303 M.OOSTEN	46.648	299 P.TEEKENS	1:16.566	299 P.TEEKENS	42.851	27 299 Veno Racing	SSP1	2:46.420	2:48.654 (30)
28 299 P.TEEKENS	47.003	262 R.DE WAARD	1:17.181	107 M.WEERING	42.993	28 305 Johan Kraan Motorsport	SSP2	2:47.132	
29 306 R.DE BEUS	48.922	306 R.DE BEUS	1:17.231	102 B.HERBER	43.318	29 499 Spirit Racing	SP	2:49.628	2:50.558 (31)
30 305 R.GREENHALGH	48.949	129 T.PFISTER	1:17.524	499 J.VAN DER VOORT	43.808	30 306 MWR Racing	SSP2	2:50.482	2:52.548 (32)
31 499 J.VAN DER VOORT	49.544	410 T.SCHULTE	1:19.147	306 R.DE BEUS	44.329	31 402 Spirit Racing	SP	2:54.687	2:55.427 (33)
32 401 C.VOET	49.886	402 R.NIEMAN	1:19.389	401 C.VOET	44.855	32 102 BODA Racing	GT	2:54.730	
33 402 R.NIEMAN	50.264	401 C.VOET	1:20.903	402 R.NIEMAN	45.034	33 401 Traxx Racing Team	SP	2:55.644	2:56.209 (34)
34 410 T.SCHULTE	52.109	427 D.VAN ELK	1:20.969	410 T.SCHULTE	45.771	34 410 Certainty Racing	SP	2:57.027	2:58.356 (35)
35 427 D.VAN ELK	54.209	102 B.HERBER	1:26.637	427 D.VAN ELK	47.830	35 427 BlueBerry Racing	SP	3:03.008	3:05.849 (36)

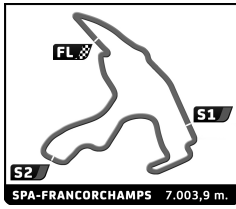


SUPERCAR CHALLENGE + GT&PROTO CH.

SPA EURO RACE FREE PRACTICE 1

Best Top Speed


Team	Car	Class	Top Speed Driver	Top 1		Top 2		Top 3		Top 4		Top 5		
				Kph	Lap	Kph	Lap	Kph	Lap	Kph	Lap	Kph	Lap	Avg
601 Prime Racing	Ginetta Nissan G57	LMP3	J. PIERRE	267.3	10	259.6	8	248.3	7	246.6	9	245.5	11	253,5
657 T2 Racing	Ligier LMP3	LMP3	S. RUPP	266.7	9	263.4	8	254.7	10	249.4	7	244.9	5	255,8
126 JJ Racing	Porsche 991 GT3 Cup	GT	J. JANSEN	261.5	11	259.6	10	252.3	9	239.5	7	236.3	4	249,8
150 Speedlover	Porsche 991 GT3 Cup	GT	P. YVES PAQUE	259.6	7	259.0	5	257.1	9	254.7	10	247.1	4	255,5
115 Certainty Racing	Porsche 991 GT3 Cup	GT	F. DULLAART	255.3	6	251.7	8	241.6	9	240.0	4	233.8	7	244,5
109 MDM Motorsport	Porsche 991	GT	H. HOFFNER	253.5	10	252.3	8	251.2	6	251.2	5	250.0	4	251,6
605 Team Clim Air	Ligier LMP3	LMP3	L. HÖRR	252.9	4	252.3	5	250.6	10	244.3	9	240.5	3	248,1
262 Van der Kooi Racing	Lotus Exige V6	SSP1	R. DE WAARD	243.8	6	243.2	7	242.7	8	230.8	5	221.8	4	236,5
105 JR Motorsport	BMW M4 Silhouette	GT	W. SLUYS	243.2	6	243.2	10	243.2	7	240.5	5	238.4	4	241,7
202 Ferry Monster Autosport	Leon Cupra TCR	SSP1	R. STEENMETZ	242.7	6	242.2	7	238.9	9	238.4	5	220.4	10	236,5
127 ITRIS Racing Team	Porsche 991 GT3 Cup	GT	T. WINKLER	241.1	8	234.8	7	228.8	4	228.8	5	227.8	9	232,3
119 Bergmann Motorsport	Porsche 991 GT3 Cup	GT	M. BERGMANN	240.0	5	235.8	6	234.3	9	234.3	11	225.0	4	233,9
210 Ferry Monster Autosport	Leon Cupra TCR	SSP1	T. NABUURS	238.9	11	237.9	6	237.4	10	236.8	9	230.3	5	236,3
266 Ferry Monster Autosport	Leon Cupra TCR	SSP1	M. VEELS	238.4	9	235.8	6	235.3	7	235.3	8	231.8	5	235,3
603 EDEKA Aschoff Racing	Ginetta Nissan G58	LMP3	M. ASCHOFF	238.4	6	232.8	3	231.8	7	213.4	2	193.2	5	221,9
201 Febo Racing Team	Leon Cupra TCR	SSP1	D. DE BORST	237.4	10	236.8	7	236.8	8	234.8	12	232.8	5	235,7
245 Harders Plaza	BMW E90	SSP1	R. VAN DEN BERG	236.3	9	234.8	10	234.3	7	234.3	6	233.3	8	234,6
250 Bas Koeten Racing	Audi RS3 TCR LMS	SSP1	O. GRAPER	235.3	7	234.3	5	233.8	6	233.8	9	232.8	4	234,0
264 DK-Racing powered by FMA	VW Golf TCR	SSP1	J. DE KIMPE	234.8	11	231.3	6	230.3	10	229.3	7	229.3	5	231,0
222 Blueberry Racing	BMW E46 M3	SSP1	R. VAN LOON	233.8	6	230.8	9	230.8	8	229.8	5	229.8	7	231,0
299 Veno Racing	Porsche	SSP1	P. TEEKENS	232.8	6	225.9	8	219.1	7	208.5	4	194.2	5	216,1
844 Neil Primrose Racing	Norma M20FC	CN	N. PRIMROSE	229.8	10	227.4	9	226.4	11	224.1	8	221.8	7	225,9
129 ITRIS Racing Team	Porsche 997 GT3 Cup 2011	GT	T. PFISTER	229.3	8	228.8	9	221.3	7	210.5	6	209.7	10	219,9
914 BS Racing by Baticonsult	Radical SR3 RSX	SR3	A. BERG	223.6	7	221.8	5	220.9	8	217.7	10	216.9	6	220,2
107 Johan Kraan Motorsport	Lamborghini Super Trophée	GT	M. WEERING	222.2	4	210.9	3	180.3	2	135.0	1			187,1
303 Veno Racing	BMW Zilhouette	SSP2	M. OOSTEN	221.8	9	220.0	8	219.1	7	214.7	10	214.7	6	218,1
128 ITRIS Racing Team	Porsche 991 Cup	GT	A. WINKLER	214.3	10	210.9	7	209.3	6	207.7	11	207.7	5	210,0
305 Johan Kraan Motorsport	Saker	SSP2	R. GREENHALGH	212.2	3	207.7	2	202.6	4	161.7	1			196,1
402 Spirit Racing	Renault Clio 1.6 Turbo	SP	R. NIEMAN	208.9	6	207.7	5	206.9	8	206.1	7	203.4	4	206,6
499 Spirit Racing	Renault Clio 1.6 Turbo	SP	J. VAN DER VOET	206.9	6	206.5	5	203.0	4	200.4	7	195.7	2	202,5
401 Traxx Racing Team	Peugeot RCZ Cup	SP	C. VOET	204.5	4	204.5	9	204.2	5	196.0	2	195.7	8	201,0
306 MWR Racing	BMW E36 M3	SSP2	R. DE BEUS	201.1	8	201.1	9	200.4	5	192.9	3	192.9	4	197,7
410 Certainty Racing	Renault Clio 4	SP	T. SCHULTE	194.9	7	192.9	5	192.9	6	192.5	3	192.2	4	193,1
427 BlueBerry Racing	Mazda MX-5	SP	D. VAN ELK	185.6	9	184.3	5	183.1	7	182.7	4	182.1	6	183,6
102 BODA Racing	Porsche 991 GT3 Cup	GT	B. HERBER	135.2	1									135,2
606 DKR Engineering	Norma M30 LMP3	LMP3	M. MARATEOTTO	66.0	1									66,0
103 Speedlover	Porsche 991 GT3 Cup	GT	J. DE WILDE											
208 JR Motorsport	BMW E92 V8	SSP1												
246 Stichting Euro Autosport	BMW E92 M3	SSP1												
259 BS Racing Team	BMW E46 GTR	SSP1												
403 Racing Team Tappel	BMW Zilhouette 2.0	SP	H. TAPPEL											
428 BlueBerry Racing	Mazda MX-5	SP												
807 Kraft Racing	Norma M20FC	CN	N. SAUVAIN											
809 Kraft Racing	Norma M20FC	CN	T. BOONEN											
901 Roke Racing	Radical SR3RS	SR3	A. MATTÉO											



SUPERCAR CHALLENGE + GT&PROTO CH
SPA EURO RACE
FREE PRACTICE 1

Fastest Lap Sequence

Elapsed	No Team	Car	Class	Driver	Time	Kph	Lap
5:38.884	807 Kraft Racing	Norma M20FC	CN	Norbert SAUVAIN	2:29.624	168.5	2
17:07.285	807 Kraft Racing	Norma M20FC	CN	Norbert SAUVAIN	2:22.168	177.4	4
21:51.492	807 Kraft Racing	Norma M20FC	CN	Norbert SAUVAIN	2:21.959	177.6	6



SUPERCAR CHALLENGE + GT&PROTO CH

SPA EURO RACE

FREE PRACTICE 1

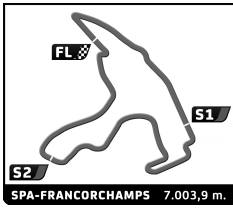
Sector Analysis

■ Personal Best

■ Session Best

■ B Crossing the finish line in the pit lane

Lap	D	Time	Sector 1	Sector 2	Sector 3	T.Spd	Elapsed	Lap	D	Time	Sector 1	Sector 2	Sector 3	T.Spd	Elapsed
809		Kraft Racing					Norma M20FC								
		1.Tom BOONEN					CN								
		2.Tim VERBERGT													
1	1	3:43.587					3:43.587								
2	1	2:51.733 B					6:35.320								
3	1	9:16.263					15:51.583								
4	1	2:31.685					18:23.268								
5	1	2:28.528					20:51.796								
6	1	2:39.033 B					23:30.829								
7	1	5:56.147					29:26.976								
8	1	2:34.439					32:01.415								
9	1	2:31.949					34:33.364								
10	1	6:51.082					41:24.446								
844		Neil Primrose Racing					Norma M20FC								
		1.Neil PRIMROSE					CN								
		2.Samuel ALLPASS													
1	1	4:09.134	1:51.861	1:27.664	49.609	146.1	4:09.134								
2	1	3:59.897 B	51.867	1:31.795	1:36.235	174.8	8:09.031								
3	1	7:40.040	5:30.890	1:20.672	48.478	175.6	15:49.071								
4	1	2:45.917	48.482	1:15.315	42.120	188.5	18:34.988								
5	1	2:42.216	47.414	1:13.447	41.355	213.4	21:17.204								
6	1	2:36.156	45.869	1:10.668	39.619	217.7	23:53.360								
7	1	2:35.702	44.421	1:11.830	39.451	221.8	26:29.062								
8	1	2:33.109	43.810	1:09.036	40.263	224.1	29:02.171								
9	1	3:09.630	44.860	1:10.458	1:14.312	227.4	32:11.801								
10	1	2:36.853	49.381	1:08.484	38.988	229.8	34:48.654								
11	1	3:42.282 B	43.974	1:16.933	1:41.375	226.4	38:30.936								
901		Roke Racing					Radical SR3RS								
		1.Antoine MATTÉO					SR3								
		2.Hector GOURAUD													
1	1	5:18.511					5:18.511								
2	1	24:16.026					29:34.537								
3	1	5:44.035					35:18.572								
914		BS Racing by Baticonsult					Radical SR3 RSX								
		1.Alain BERG					SR3								
1	1	3:45.636	1:29.449	1:27.529	48.658	134.2	3:45.636								
2	1	4:00.694 B	54.761	1:39.496	1:26.437	112.3	7:46.330								
3	1	8:10.606	6:08.886	1:19.960	41.760	162.2	15:56.936								
4	1	2:44.758	45.768	1:18.322	40.668	202.2	18:41.694								
5	1	2:36.048	45.053	1:11.145	39.850	221.8	21:17.742								
6	1	2:36.740	45.592	1:11.461	39.687	216.9	23:54.482								
7	1	2:35.481	44.278	1:11.611	39.592	223.6	26:29.963								
8	1	2:42.174 B	44.416	1:09.641	48.117	220.9	29:12.137								
9	1	4:41.309	2:51.851	1:09.934	39.524	198.5	33:53.446								
10	1	2:32.841	44.241	1:08.786	39.814	217.7	36:26.287								
11	1	4:12.501	1:30.712	2:00.476	41.313	83.3	40:38.788								



SUPERCAR CHALLENGE + GT&PROTO CH.

SPA EURO RACE

FREE PRACTICE 2

Classification


No Drivers	Team	Car	Cl.	Time	Lap Total	Gap	Kph
1606 M. MARATEOTTO	DKR Engineering	Norma M30 LMP3	LMP3	2:20.379	6 11	-	179.6
2601 J. PIERRE LEQUEUX / J. UEBERECKEN	Prime Racing	Ginetta Nissan G57	LMP3	2:21.488	7 14	+1.109 +1.109	178.2
3807 S. LONGIN / E. MEUNIE	Kraft Racing	Norma M20FC	CN	2:21.905	10 13	+1.526 +0.417	177.7
4657 S. RUPP / V. CAPILLAIRE	T2 Racing	Ligier LMP3	LMP3	2:22.040	2 14	+1.661 +0.135	177.5
5603 M. ASCHOFF	EDEKA Aschoff Racing	Ginetta Nissan G58	LMP3	2:24.409	11 11	+4.030 +2.369	174.6
6809 T. BOONEN / T. VERBERGT	Kraft Racing	Norma M20FC	CN	2:27.529	6 9	+7.150 +3.120	170.9
7605 L. HÖRR / P. DECURTINS	Team Clim Air	Ligier LMP3	LMP3	2:28.007	13 13	+7.628 +0.478	170.4
8115 F. DULLAART	Certainty Racing	Porsche 991 GT3 Cup	GT	2:29.653	8 12	+9.274 +1.646	168.5
9103 J. DE WILDE	Speedlover	Porsche 991 GT3 Cup	GT	2:30.005	9 13	+9.626 +0.352	168.1
10105 W. SLUYS	JR Motorsport	BMW M4 Silhouette	GT	2:30.307	11 11	+9.928 +0.302	167.8
11914 A. BERG	BS Racing by Baticonsult	Radical SR3 RSX	SR3	2:31.528	12 13	+11.149 +1.221	166.4
12844 N. PRIMROSE / S. ALLPASS	Neil Primrose Racing	Norma M20FC	CN	2:31.773	8 8	+11.394 +0.245	166.1
13127 T. WINKLER	ITRIS Racing Team	Porsche 991 GT3 Cup	GT	2:31.826	7 9	+11.447 +0.053	166.1
14150 P. YVES PAQUE / G. PAISSE	Speedlover	Porsche 991 GT3 Cup	GT	2:32.003	8 11	+11.624 +0.177	165.9
15107 M. WEERING	Johan Kraan Motorsport	Lamborghini Super Thropeo	GT	2:32.802	8 12	+12.423 +0.799	165.0
16126 J. JANSEN	JJ Racing	Porsche 991 GT3 Cup	GT	2:33.915	6 12	+13.536 +1.113	163.8
17102 B. HERBER	BODA Racing	Porsche 991 GT3 Cup	GT	2:34.382	5 7	+14.003 +0.467	163.3
18201 D. DE BORST / S. VAN OORD	Febo Racing Team	Leon Cupra TCR	SSP1	2:34.754	9 11	+14.375 +0.372	162.9
19264 J. DE KIMPE / M. HUISMAN	DK-Racing powered by FMA	VW Golf TCR	SSP1	2:35.128	7 12	+14.749 +0.374	162.5
20266 M. VEELS / J. VAN DER ENDE	Ferry Monster Autosport	Leon Cupra TCR	SSP1	2:35.337	7 11	+14.958 +0.209	162.3
21210 T. NABUURS / L. VAN RIET	Ferry Monster Autosport	Leon Cupra TCR	SSP1	2:35.841	9 10	+15.462 +0.504	161.8
22202 R. STEENMETZ / S. POLDERMAN	Ferry Monster Autosport	Leon Cupra TCR	SSP1	2:35.937	10 12	+15.558 +0.096	161.7
23128 A. WINKLER	ITRIS Racing Team	Porsche 991 Cup	GT	2:37.619	9 11	+17.240 +1.682	160.0
24245 R. VAN DEN BERG / B. VAN DEN BERG	Harders Plaza	BMW E90	SSP1	2:37.819	6 12	+17.440 +0.200	159.8
25246 R. OLIJ	Stichting Euro Autosport	BMW E92 M3	SSP1	2:38.480	7 12	+18.101 +0.661	159.1
26250 O. GRAPER	Bas Koeten Racing	Audi RS3 TCR LMS	SSP1	2:39.424	2 6	+19.045 +0.944	158.2
27119 M. BERGMANN / C. BERGMANN	Bergmann Motorsport	Porsche 991 GT3 Cup	GT	2:39.815	10 11	+19.436 +0.391	157.8
28259 M. VAN DE MAAT	BS Racing Team	BMW E46 GTR	SSP1	2:40.479	9 9	+20.100 +0.664	157.1
29901 A. MATTÉO / H. GOURAUD	Roke Racing	Radical SR3RS	SR3	2:40.772	10 12	+20.393 +0.293	156.8
30299 P. TEEKENS / H. OOSTEN	Veno Racing	Porsche	SSP1	2:41.512	9 10	+21.133 +0.740	156.1
31305 R. GREENHALGH / J. GREENHALGH	Johan Kraan Motorsport	Saker	SSP2	2:42.650	5 11	+22.271 +1.138	155.0
32222 R. VAN LOON / L. VAN LOON	Blueberry Racing	BMW E46 M3	SSP1	2:43.909	2 8	+23.530 +1.259	153.8
33208 T. VAN VLIET	JR Motorsport	BMW E92 V8	SSP1	2:45.876	11 12	+25.497 +1.967	152.0
34303 M. OOSTEN / M. TEEKENS	Veno Racing	BMW Zilhouette	SSP2	2:49.651	8 11	+29.272 +3.775	148.6
35499 J. VAN DER VOORT / S. VAN DER SLOOT	Spirit Racing	Renault Clio 1.6 Turbo	SP	2:49.849	10 10	+29.470 +0.198	148.5
36306 R. DE BEUS	MWR Racing	BMW E36 M3	SSP2	2:52.687	8 10	+32.308 +2.838	146.0
37402 R. NIEMAN	Spirit Racing	Renault Clio 1.6 Turbo	SP	2:52.855	8 10	+32.476 +0.168	145.9
38401 C. VOET / B. VAN DEN BROECK	Traxx Racing Team	Peugeot RCZ Cup	SP	2:53.806	11 11	+33.427 +0.951	145.1
39403 H. TAPPEL	Racing Team Tappel	BMW Zilhouette 2.0	SP	2:56.042	5 11	+35.663 +2.236	143.2
40410 T. SCHULTE / D. KOSTER	Certainty Racing	Renault Clio 4	SP	2:56.152	8 9	+35.773 +0.110	143.1
41427 D. VAN ELK	BlueBerry Racing	Mazda MX-5	SP	2:59.632	10 11	+39.253 +3.480	140.4
42109 H. HOFFNER	MDM Motorsport	Porsche 991	GT				
43129 T. PFISTER	ITRIS Racing Team	Porsche 997 GT3 Cup 2011	GT				
44262 R. DE WAARD	Van der Kooi Racing	Lotus Exige V6	SSP1		2		
45428 T.	BlueBerry Racing	Mazda MX-5	SP				

Fastest Lap: Lap 6 | Marcello MARATEOTTO | **2:20.379** | 179.6 Kph

Published at:

Track Status: **DRY**

Race Director	Timekeeper:
----------------------	--------------------



SUPERCAR CHALLENGE + GT&PROTO CHA

SPA EURO RACE

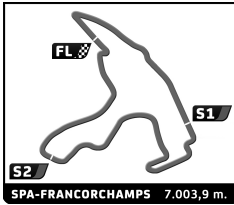
COMBINED FP1 & FP2

Classification

No Drivers	Team	Class	Session 1		Session 2		Time	Gap	
			Time	Lap	Time	Lap			
1	606 M. MARATEOTTO	DKR Engineering	LMP3		2:20.379	6	2:20.379		
2	601 J. PIERRE LEQUEUX/J. UEBERECKEN	Prime Racing	LMP3	2:23.299	10	2:21.488	7	2:21.488	+1.109 +1.109
3	807 S. LONGIN/E. MEUNIE	Kraft Racing	CN	2:21.959	6	2:21.905	10	2:21.905	+1.526 +0.417
4	657 S. RUPP/Y. CAPILLAIRE	T2 Racing	LMP3	2:24.442	9	2:22.040	2	2:22.040	+1.661 +0.135
5	603 M. ASCHOFF	EDEKA Aschoff Racing	LMP3	2:28.662	7	2:24.409	11	2:24.409	+4.030 +2.369
6	809 T. BOONEN/T. VERBERGT	Kraft Racing	CN	2:28.528	5	2:27.529	6	2:27.529	+7.150 +3.120
7	605 L. HÖRR/P. DECURTINS	Team Clim Air	LMP3	2:32.193	9	2:28.007	13	2:28.007	+7.628 +0.478
8	115 F. DULLAART	Certainty Racing	GT	2:32.072	9	2:29.653	8	2:29.653	+9.274 +1.646
9	103 J. DE WILDE	Speedlover	GT	2:30.310	6	2:30.005	9	2:30.005	+9.626 +0.352
10	105 W. SLUYS	JR Motorsport	GT	2:33.407	10	2:30.307	11	2:30.307	+9.928 +0.302
11	109 H. HOFFNER	MDM Motorsport	GT	2:30.934	8			2:30.934	+10.555 +0.627
12	127 T. WINKLER	ITRIS Racing Team	GT	2:31.299	10	2:31.826	7	2:31.299	+10.920 +0.365
13	914 A. BERG	BS Racing by Baticonsult	SR3	2:32.841	10	2:31.528	12	2:31.528	+11.149 +0.229
14	844 N. PRIMROSE/S. ALLPASS	Neil Primrose Racing	CN	2:33.109	8	2:31.773	8	2:31.773	+11.394 +0.245
15	126 J. JANSEN	JJ Racing	GT	2:31.848	7	2:33.915	6	2:31.848	+11.469 +0.075
16	150 P. YVES PAQUE/G. PAISSE	Speedlover	GT	2:33.459	10	2:32.003	8	2:32.003	+11.624 +0.155
17	107 M. WEERING	Johan Kraan Motorsport	GT	2:47.115	3	2:32.802	8	2:32.802	+12.423 +0.799
18	102 B. HERBER	BODA Racing	GT			2:34.382	5	2:34.382	+14.003 +1.580
19	201 D. DE BORST/S. VAN OORD	Febo Racing Team	SSP1	2:34.675	10	2:34.754	9	2:34.675	+14.296 +0.293
20	202 R. STEENMETZ/S. POLDERMAN	Ferry Monster Autosport	SSP1	2:34.846	6	2:35.937	10	2:34.846	+14.467 +0.171
21	264 J. DE KIMPE/M. HUISMAN	DK-Racing powered by FMA	SSP1	2:37.439	11	2:35.128	7	2:35.128	+14.749 +0.282
22	266 M. VEELS/J. VAN DER ENDE	Ferry Monster Autosport	SSP1	2:35.719	8	2:35.337	7	2:35.337	+14.958 +0.209
23	210 T. NABUURS/L. VAN RIET	Ferry Monster Autosport	SSP1	2:36.497	10	2:35.841	9	2:35.841	+15.462 +0.504
24	128 A. WINKLER	ITRIS Racing Team	GT	2:38.065	10	2:37.619	9	2:37.619	+17.240 +1.778
25	245 R. VAN DEN BERG/B. VAN DEN BERG	Harders Plaza	SSP1	2:39.570	9	2:37.819	6	2:37.819	+17.440 +0.200
26	250 O. GRAPER	Bas Koeten Racing	SSP1	2:38.289	9	2:39.424	2	2:38.289	+17.910 +0.470
27	246 R. OLIJ	Stichting Euro Autosport	SSP1			2:38.480	7	2:38.480	+18.101 +0.191
28	119 M. BERGMANN/C. BERGMANN	Bergmann Motorsport	GT	2:39.118	5	2:39.815	10	2:39.118	+18.739 +0.638
29	259 M. VAN DE MAAT	BS Racing Team	SSP1			2:40.479	9	2:40.479	+20.100 +1.361
30	901 A. MATTÉO/H. GOURAUD	Roke Racing	SR3	5:44.035	3	2:40.772	10	2:40.772	+20.393 +0.293
31	222 R. VAN LOON/L. VAN LOON	Blueberry Racing	SSP1	2:41.142	8	2:43.909	2	2:41.142	+20.763 +0.370
32	299 P. TEEKENS/H. OOSTEN	Veno Racing	SSP1	2:48.654	6	2:41.512	9	2:41.512	+21.133 +0.370
33	305 R. GREENHALGH/J. GREENHALGH	Johan Kraan Motorsport	SSP2			2:42.650	5	2:42.650	+22.271 +1.138
34	303 M. OOSTEN/M. TEEKENS	Veno Racing	SSP2	2:43.840	9	2:49.651	8	2:43.840	+23.461 +1.190
35	262 R. DE WAARD	Van der Kooi Racing	SSP1	2:45.130	5			2:45.130	+24.751 +1.290
36	208 T. VAN VLIET	JR Motorsport	SSP1			2:45.876	11	2:45.876	+25.497 +0.746
37	129 T. PFISTER	ITRIS Racing Team	GT	2:46.889	9			2:46.889	+26.510 +1.013
38	499 J. VAN DER VOORT/S. VAN DER SLOOT	Spirit Racing	SP	2:50.558	6	2:49.849	10	2:49.849	+29.470 +2.960
39	306 R. DE BEUS	MWR Racing	SSP2	2:52.548	5	2:52.687	8	2:52.548	+32.169 +2.699
40	402 R. NIEMAN	Spirit Racing	SP	2:55.427	8	2:52.855	8	2:52.855	+32.476 +0.307
41	401 C. VOET/B. VAN DEN BROECK	Traxx Racing Team	SP	2:56.209	4	2:53.806	11	2:53.806	+33.427 +0.951
42	403 H. TÄPPEL	Racing Team Tappel	SP			2:56.042	5	2:56.042	+35.663 +2.236
43	410 T. SCHULTE/D. KOSTER	Certainty Racing	SP	2:58.356	7	2:56.152	8	2:56.152	+35.773 +0.110
44	427 D. VAN ELK	BlueBerry Racing	SP	3:05.849	8	2:59.632	10	2:59.632	+39.253 +3.480
45	428 T.	BlueBerry Racing	SP						

Published at:

Race Director	Timekeeper:
---------------	-------------



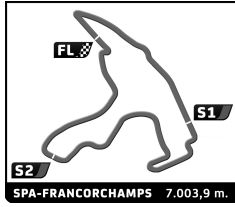
SUPERCAR CHALLENGE + GT&PROTO CH.

SPA EURO RACE

FREE PRACTICE 2

Best Sector Times

Sector 1		Sector 2		Sector 3		No Team	Class	Ideal Lap	Best Lap	
No	Driver	Time	No	Driver	Time	No				
1	657 S.RUPP	39.465	606 M.MARATEOTTO	1:04.142	601 J.PIERRE LEQUEUX	35.923	1 606 DKR Engineering	LMP3	2:19.940	2:20.379 (1)
2	601 J.PIERRE LEQUEUX	39.665	657 S.RUPP	1:04.620	606 M.MARATEOTTO	35.976	2 657 T2 Racing	LMP3	2:20.537	2:22.040 (4)
3	606 M.MARATEOTTO	39.822	601 J.PIERRE LEQUEUX	1:05.637	657 S.RUPP	36.452	3 601 Prime Racing	LMP3	2:21.225	2:21.488 (2)
4	603 M.ASCHOFF	40.464	603 M.ASCHOFF	1:07.108	603 M.ASCHOFF	36.823	4 603 EDEKA Aschoff Racing	LMP3	2:24.395	2:24.409 (5)
5	115 F.DULLAART	41.482	605 L.HÖRR	1:07.336	605 L.HÖRR	37.592	5 605 Team Clim Air	LMP3	2:26.431	2:28.007 (7)
6	605 L.HÖRR	41.503	914 A.BERG	1:07.429	115 F.DULLAART	38.259	6 115 Certainty Racing	GT	2:29.432	2:29.653 (8)
7	103 J.DE WILDE	41.651	844 N.PRIMROSE	1:09.180	105 W.SLUYS	38.363	7 103 Speedlover	GT	2:29.806	2:30.005 (9)
8	150 P.YVES PAQUE	41.909	105 W.SLUYS	1:09.380	103 J.DE WILDE	38.403	8 105 JR Motorsport	GT	2:30.272	2:30.307 (10)
9	102 B.HERBER	42.184	115 F.DULLAART	1:09.691	127 T.WINKLER	38.680	9 914 BS Racing by Baticonsult	SR3	2:30.776	2:31.528 (11)
10	127 T.WINKLER	42.353	103 J.DE WILDE	1:09.752	150 P.YVES PAQUE	38.722	10 127 ITRIS Racing Team	GT	2:31.358	2:31.826 (13)
11	126 J.JANSEN	42.489	127 T.WINKLER	1:10.325	126 J.JANSEN	38.917	11 844 Neil Primrose Racing	CN	2:31.773	2:31.773 (12)
12	105 W.SLUYS	42.529	266 M.VEELS	1:10.436	107 M.WEERING	39.035	12 150 Speedlover	GT	2:32.003	2:32.003 (14)
13	107 M.WEERING	42.585	264 J.DE KIMPE	1:10.495	914 A.BERG	39.420	13 107 Johan Kraan Motorsport	GT	2:32.342	2:32.802 (15)
14	844 N.PRIMROSE	42.859	107 M.WEERING	1:10.722	201 D.DE BORST	39.445	14 102 BODA Racing	GT	2:33.148	2:34.382 (17)
15	201 D.DE BORST	43.839	210 T.NABUURS	1:11.239	102 B.HERBER	39.490	15 126 JJ Racing	GT	2:33.275	2:33.915 (16)
16	914 A.BERG	43.927	201 D.DE BORST	1:11.372	210 T.NABUURS	39.710	16 201 Febo Racing Team	SSP1	2:34.557	2:34.754 (18)
17	202 R.STEENMETZ	43.944	150 P.YVES PAQUE	1:11.273	844 N.PRIMROSE	39.734	17 266 Ferry Monster Autosport	SSP1	2:34.605	2:35.337 (20)
18	266 M.VEELS	44.080	901 A.MATTÉO	1:11.406	264 J.DE KIMPE	39.792	18 264 DK-Racing powered by FMA	SSP1	2:34.943	2:35.128 (19)
19	128 A.WINKLER	44.212	102 B.HERBER	1:11.474	202 R.STEENMETZ	39.943	19 202 Ferry Monster Autosport	SSP1	2:35.599	2:35.937 (22)
20	119 M.BERGMANN	44.262	202 R.STEENMETZ	1:11.712	128 A.WINKLER	40.055	20 210 Ferry Monster Autosport	SSP1	2:35.601	2:35.841 (21)
21	210 T.NABUURS	44.652	126 J.JANSEN	1:11.869	266 M.VEELS	40.089	21 128 ITRIS Racing Team	GT	2:36.955	2:37.619 (23)
22	264 J.DE KIMPE	44.656	245 R.VAN DEN BERG	1:12.085	245 R.VAN DEN BERG	40.583	22 245 Harders Plaza	SSP1	2:37.433	2:37.819 (24)
23	245 R.VAN DEN BERG	44.765	246 R.OLIJ	1:12.517	246 R.OLIJ	40.731	23 246 Stichting Euro Autosport	SSP1	2:38.137	2:38.480 (25)
24	246 R.OLIJ	44.889	128 A.WINKLER	1:12.688	250 O.GRAPER	40.742	24 119 Bergmann Motorsport	GT	2:38.437	2:39.815 (27)
25	305 R.GREENHALGH	45.211	250 O.GRAPER	1:13.054	119 M.BERGMANN	40.756	25 250 Bas Koeten Racing	SSP1	2:39.424	2:39.424 (26)
26	299 P.TEEKENS	45.536	259 M.VAN DE MAAT	1:13.254	299 P.TEEKENS	40.774	26 259 BS Racing Team	SSP1	2:40.078	2:40.479 (28)
27	250 O.GRAPER	45.628	119 M.BERGMANN	1:13.419	259 M.VAN DE MAAT	40.857	27 305 Johan Kraan Motorsport	SSP2	2:40.168	2:42.650 (31)
28	222 R.VAN LOON	45.861	305 R.GREENHALGH	1:14.003	305 R.GREENHALGH	40.954	28 299 Veno Racing	SSP1	2:40.477	2:41.512 (30)
29	259 M.VAN DE MAAT	45.967	299 P.TEEKENS	1:14.167	222 R.VAN LOON	41.750	29 901 Roke Racing	SR3	2:40.506	2:40.772 (29)
30	901 A.MATTÉO	46.679	208 T.VAN VLIET	1:15.048	208 T.VAN VLIET	41.811	30 222 Blueberry Racing	SSP1	2:43.395	2:43.909 (32)
31	262 R.DE WAARD	46.692	222 R.VAN LOON	1:15.784	901 A.MATTÉO	42.421	31 208 JR Motorsport	SSP1	2:43.655	2:45.876 (33)
32	208 T.VAN VLIET	46.796	499 J.VAN DER VOORT	1:16.656	303 M.OOSTEN	43.185	32 303 Veno Racing	SSP2	2:48.229	2:49.651 (34)
33	303 M.OOSTEN	47.152	303 M.OOSTEN	1:17.892	499 J.VAN DER VOORT	43.695	33 499 Spirit Racing	SP	2:49.849	2:49.849 (35)
34	402 R.NIEMAN	49.427	306 R.DE BEUS	1:17.940	402 R.NIEMAN	44.280	34 402 Spirit Racing	SP	2:51.814	2:52.855 (37)
35	499 J.VAN DER VOORT	49.498	402 R.NIEMAN	1:18.107	401 C.VOET	44.471	35 306 MWR Racing	SSP2	2:52.342	2:52.687 (36)
36	306 R.DE BEUS	49.673	410 T.SCHULTE	1:18.513	306 R.DE BEUS	44.729	36 401 Traxx Racing Team	SP	2:53.279	2:53.806 (38)
37	401 C.VOET	49.797	403 H.TAPPEL	1:18.730	403 H.TAPPEL	45.327	37 403 Racing Team Tappel	SP	2:55.700	2:56.042 (39)
38	403 H.TAPPEL	51.643	401 C.VOET	1:19.011	262 R.DE WAARD	45.453	38 410 Certainty Racing	SP	2:55.853	2:56.152 (40)
39	410 T.SCHULTE	51.801	427 D.VAN ELK	1:19.373	410 T.SCHULTE	45.539	39 262 Van der Kooi Racing	SSP1	2:58.933	
40	210 T.VAN ELK	53.157	129 T.PFISTER	1:22.563	427 D.VAN ELK	46.486	40 427 BlueBerry Racing	SP	2:59.016	2:59.632 (41)




SUPERCAR CHALLENGE + GT&PROTO CH.

SPA EURO RACE

FREE PRACTICE 2

Best Top Speed


Team	Car	Class	Top Speed Driver	Top 1		Top 2		Top 3		Top 4		Top 5	
				Kph	Lap	Kph	Lap	Kph	Lap	Kph	Lap	Kph	Lap
657 T2 Racing	Ligier LMP3	LMP3	S. RUPP	272.0	4	270.0	12	268.0	11	267.3	8	266.7	2 268,8
601 Prime Racing	Ginetta Nissan G57	LMP3	J. PIERRE <small>11 237,1 14</small>	271.4	13	270.7	12	269.3	8	268.7	7	265.4	14 269,1
603 EDEKA Aschoff Racing	Ginetta Nissan G58	LMP3	M. ASCHOFF	266.7	11	266.0	8	264.7	7	264.1	10	264.1	5 265,1
606 DKR Engineering	Norma M30 LMP3	LMP3	M. MARATEOTTO	266.0	11	264.1	5	263.4	10	262.8	6	260.2	9 263,3
103 Speedlover	Porsche 991 GT3 Cup	GT	J. DE WILDE	262.8	9	260.9	13	258.4	11	258.4	10	256.5	7 259,4
115 Certainty Racing	Porsche 991 GT3 Cup	GT	F. DULLAART	260.9	12	260.2	8	260.2	6	257.8	2	257.1	11 259,2
102 BODA Racing	Porsche 991 GT3 Cup	GT	B. HERBER	259.0	3	254.1	6	254.1	7	250.6	2	238.9	5 251,3
150 Speedlover	Porsche 991 GT3 Cup	GT	P. YVES PAQUE	255.3	10	251.2	6	244.3	8	242.2	11	240.5	9 246,7
126 JJ Racing	Porsche 991 GT3 Cup	GT	J. JANSEN	254.7	12	251.7	8	246.6	5	243.8	9	230.8	6 245,5
605 Team Clim Air	Ligier LMP3	LMP3	L. HÖRR	254.7	3	253.5	13	251.7	10	250.6	12	250.0	11 252,1
107 Johan Kraan Motorsport	Lamborghini Super Trophée	GT	M. WEERING	253.5	7	252.3	9	252.3	8	252.3	6	243.2	10 250,7
105 JR Motorsport	BMW M4 Silhouette	GT	W. SLUYS	250.0	11	247.1	7	246.6	10	245.5	3	244.9	6 246,8
119 Bergmann Motorsport	Porsche 991 GT3 Cup	GT	M. BERGMANN	244.3	11	238.9	10	238.9	9	229.8	6	227.8	8 235,9
201 Febo Racing Team	Leon Cupra TCR	SSP1	D. DE BORST	243.2	11	241.1	10	240.5	9	234.8	8	223.6	7 236,6
202 Ferry Monster Autosport	Leon Cupra TCR	SSP1	R. STEENMETZ	243.2	9	243.2	11	242.2	12	242.2	10	239.5	6 242,1
246 Stichting Euro Autosport	BMW E92 M3	SSP1	R. OLIJ	241.1	7	241.1	8	240.0	10	240.0	9	240.0	5 240,4
262 Van der Kooij Racing	Lotus Exige V6	SSP1	R. DE WAARD	241.1	2	161.9	1						201,5
210 Ferry Monster Autosport	Leon Cupra TCR	SSP1	T. NABUURS	239.5	10	239.5	9	236.8	3	233.3	8	232.8	7 236,4
127 ITRIS Racing Team	Porsche 991 GT3 Cup	GT	T. WINKLER	238.4	7	233.8	8	233.3	6	228.8	3	225.9	4 232,0
245 Harders Plaza	BMW E90	SSP1	R. VAN DEN BERG	237.9	5	237.9	6	237.9	11	236.8	7	236.3	3 237,4
266 Ferry Monster Autosport	Leon Cupra TCR	SSP1	M. VEELS	237.9	8	237.4	11	232.3	7	231.8	9	226.4	10 233,2
128 ITRIS Racing Team	Porsche 991 Cup	GT	A. WINKLER	236.8	2	234.3	10	232.8	3	225.0	11	221.3	9 230,0
299 Veno Racing	Porsche	SSP1	P. TEEKENS	236.8	2	226.9	8	222.2	9	221.8	7	213.4	10 224,2
250 Bas Koeten Racing	Audi RS3 TCR LMS	SSP1	O. GRAPER	235.8	2	222.7	3	207.7	6	190.1	5	165.4	4 204,3
264 DK-Racing powered by FMA	VW Golf TCR	SSP1	J. DE KIMPE	235.8	8	235.3	6	234.8	7	233.8	12	231.3	10 234,2
844 Neil Primrose Racing	Norma M20FC	CN	N. PRIMROSE	234.3	8	231.8	7	230.8	5	229.8	4	226.9	6 230,7
222 Blueberry Racing	BMW E46 M3	SSP1	R. VAN LOON	233.8	6	232.8	2	231.3	3	230.3	7	227.4	5 231,1
259 BS Racing Team	BMW E46 GTR	SSP1	M. VAN DE MAAT	233.3	5	233.3	7	233.3	9	232.3	8	230.3	6 232,5
208 JR Motorsport	BMW E92 V8	SSP1	T. VAN VLIET	230.3	10	229.8	12	228.8	11	227.8	9	227.8	7 228,9
305 Johan Kraan Motorsport	Saker	SSP2	R. GREENHALGH	229.3	11	228.8	3	226.4	10	225.9	9	223.1	6 226,7
914 BS Racing by Baticonsult	Radical SR3 RSX	SR3	A. BERG	225.5	11	221.3	13	220.0	3	217.7	12	216.9	7 220,3
303 Veno Racing	BMW Zilhouette	SSP2	M. OOSTEN	221.8	11	214.7	9	214.3	6	212.6	10	209.3	7 214,5
901 Roke Racing	Radical SR3RS	SR3	A. MATTÉO	210.5	9	209.3	6	208.5	10	207.3	12	206.9	11 208,5
402 Spirit Racing	Renault Clio 1.6 Turbo	SP	R. NIEMAN	209.7	6	207.7	8	207.7	10	204.9	9	204.2	3 206,8
401 Traxx Racing Team	Peugeot RCZ Cup	SP	C. VOET	207.7	10	207.3	11	207.3	3	207.3	9	204.9	8 206,9
499 Spirit Racing	Renault Clio 1.6 Turbo	SP	J. VAN DER <small>11 207,3</small>	206.9	10	205.3	6	204.5	9	199.6	5	194.9	8 202,2
306 MWR Racing	BMW E36 M3	SSP2	R. DE BEUS	205.3	8	195.3	7	194.6	2	193.5	9	189.1	5 195,6
403 Racing Team Tappel	BMW Zilhouette 2.0	SP	H. TAPPEL	201.9	9	201.1	10	200.4	8	200.4	7	198.2	5 200,4
410 Certainty Racing	Renault Clio 4	SP	T. SCHULTE	196.7	8	195.3	3	195.3	7	195.3	9	194.9	5 195,5
427 BlueBerry Racing	Mazda MX-5	SP	D. VAN ELK	185.6	8	185.6	7	185.2	6	184.9	10	184.0	11 185,1
109 MDM Motorsport	Porsche 991	GT											
129 ITRIS Racing Team	Porsche 997 GT3 Cup 2011	GT											
428 BlueBerry Racing	Mazda MX-5	SP											
807 Kraft Racing	Norma M20FC	CN	S. LONGIN										
809 Kraft Racing	Norma M20FC	CN	T. BOONEN										



SUPERCAR CHALLENGE + GT&PROTO CH
SPA EURO RACE
FREE PRACTICE 2

Fastest Lap Sequence

Elapsed	No Team	Car	Class	Driver	Time	Kph	Lap
4:51.276	657 T2 Racing	Ligier LMP3	LMP3	Stephan RUPP	2:22.040	177.5	2
21:05.915	606 DKR Engineering	Norma M30 LMP3	LMP3	Marcello MARATEOTTO	2:21.031	178.8	5
23:26.294	606 DKR Engineering	Norma M30 LMP3	LMP3	Marcello MARATEOTTO	2:20.379	179.6	6



SUPERCAR CHALLENGE + GT&PROTO CH


SPA EURO RACE

FREE PRACTICE 2

Sector Analysis

■ Personal Best ■ Session Best ■ Crossing the finish line in the pit lane

Lap	D	Time	Sector 1	Sector 2	Sector 3	T.Spd	Elapsed	Lap	D	Time	Sector 1	Sector 2	Sector 3	T.Spd	Elapsed		
8	1	2:33.414	B	41.266	1:07.309	44.839	266.0	30:42.486	4	1	4:15.188	B			13:07.817		
9	1	4:46.956		3:01.081	1:07.656	38.219	250.0	35:29.442	5	1	6:11.061				19:18.878		
10	1	2:24.890		40.740	1:07.108	37.042	264.1	37:54.332	6	1	2:55.939	B			22:14.817		
11	1	2:24.409		40.464	1:07.122	36.823	266.7	40:18.741	7	1	3:46.356				26:01.173		
605 Team Clim Air Ligier LMP3								809 Kraft Racing Norma M20FC									
1.Laurents HÖRR LMP3								1.Tom BOONEN CN									
2.Pieder DECURTINS								2.Tim VERBERGT									
1	1	3:43.321		1:52.923	1:09.198	41.200	209.7	3:43.321	1	1	5:38.225				5:38.225		
2	1	2:29.450		42.634	1:09.224	37.592	249.4	6:12.771	2	1	2:30.242				8:08.467		
3	1	2:30.152		41.503	1:07.336	41.313	254.7	8:42.923	3	1	12:10.070				20:18.537		
4	1	3:57.844	B	45.556	1:27.621	1:44.667	190.5	12:40.767	4	1	8:00.664				28:19.201		
5	1	7:46.237		5:14.338	1:12.021	1:19.878	213.0	20:27.004	5	1	2:29.238				30:48.439		
6	1	2:34.443		44.071	1:08.855	41.517	248.3	23:01.447	6	1	2:27.529				33:15.968		
7	1	2:34.290		43.515	1:10.587	40.188	247.1	25:35.737	7	1	2:30.485				35:46.453		
8	1	2:33.067		43.721	1:09.894	39.452	247.7	28:08.804	8	1	2:29.235				38:15.688		
9	1	2:34.672		43.049	1:12.372	39.251	226.9	30:43.476	9	1	2:28.438				40:44.126		
10	1	2:29.808		42.452	1:08.342	39.014	251.7	33:13.284	844 Neil Primrose Racing Norma M20FC								
11	1	2:29.642		42.602	1:08.192	38.848	250.0	35:42.926	1.Neil PRIMROSE CN								
12	1	2:30.683		43.108	1:08.061	39.514	250.6	38:13.609	2.Samuel ALLPASS								
13	1	2:28.007		41.926	1:07.651	38.430	253.5	40:41.616	1	1	8:44.258	6:46.984	1:10.920	46.354	156.5	8:44.258	
606 DKR Engineering Norma M30 LMP3								901 Roke Racing Radical SR3RS									
1.Marcello MARATEOTTO LMP3								1.Antoine MATTÉO SR3									
2.								2.Hector GOURAUD									
1	1	4:28.046		2:36.734	1:12.424	38.888	203.8	4:28.046	1	1	2:57.260	53.359	1:20.022	43.879	192.5	7:16.159	
2	1	2:30.779		43.392	1:08.333	39.054	252.3	6:58.825	3	1	3:58.246	B	49.431	1:20.449	1:48.366	204.5	11:14.405
3	1	2:51.085	B	42.184	1:08.769	1:00.132	257.8	9:49.910	4	1	8:50.147	6:46.543	1:19.227	44.377	170.6	20:04.552	
4	1	8:54.974		7:11.394	1:06.718	36.862	248.3	18:44.884	5	1	2:57.106	49.176	1:21.917	46.013	191.2	23:01.658	
5	1	2:21.031		40.339	1:04.716	35.976	264.1	21:05.915	6	1	2:46.423	47.996	1:15.360	43.067	209.3	25:48.081	
6	1	2:20.379		39.940	1:04.142	36.297	262.8	23:26.294	7	1	2:46.310	47.425	1:15.895	42.990	206.9	28:34.391	
7	1	2:26.275		39.822	1:07.454	38.999	254.7	25:52.569	8	1	2:52.383	48.814	1:20.360	43.209	202.2	31:26.774	
8	1	2:39.994	B	44.635	1:07.964	47.395	255.3	28:32.563	9	1	2:41.933	46.679	1:12.785	42.469	210.5	34:08.707	
9	1	7:15.544		5:15.086	1:05.983	54.475	260.2	35:48.107	10	1	2:40.772	46.945	1:11.406	42.421	208.5	36:49.479	
10	1	2:24.903		41.254	1:05.101	38.548	263.4	38:13.010	11	1	2:45.684	46.827	1:15.813	43.044	206.9	39:35.163	
11	1	2:22.328		39.875	1:04.475	37.978	266.0	40:35.338	12	1	2:43.324	46.809	1:13.216	43.299	207.3	42:18.487	
657 T2 Racing Ligier LMP3								914 BS Racing by Baticonsult Radical SR3 RSX									
1.Stephan RUPP LMP3								1.Alain BERG SR3									
2.Vincent CAPILLAIRE																	
1	1	2:29.236		46.054	1:06.721	36.461	234.3	2:29.236	1	1	3:10.513	1:05.703	1:21.587	43.223	147.3	3:10.513	
2	1	2:22.040		40.278	1:04.620	37.142	266.7	4:51.276	2	1	2:36.708	45.188	1:11.451	40.069	216.0	5:47.221	
3	1	2:24.633		39.465	1:08.699	36.469	262.8	7:15.909	3	1	2:35.926	44.409	1:10.673	40.844	220.0	8:23.147	
4	1	2:47.916	B	39.820	1:05.046	1:03.050	272.0	10:03.825	4	1	3:56.685	B	47.547	1:24.804	1:44.334	147.7	12:19.832
5	1	9:23.374		7:31.406	1:12.284	39.684	252.9	19:27.199	5	1	7:47.213	5:50.174	1:13.999	43.040	196.7	20:07.045	
6	1	2:30.980		43.000	1:10.269	37.711	250.6	21:58.179	6	1	2:40.361	47.076	1:12.895	40.390	201.1	22:47.406	
7	1	2:26.424		41.617	1:06.842	37.965	266.0	24:24.603									
8	1	2:24.845		40.679	1:06.787	37.379	267.3	26:49.448									
9	1	2:27.142		41.910	1:07.966	37.266	262.1	29:16.590									
10	1	2:22.767		40.881	1:05.434	36.452	266.7	31:39.357									
11	1	2:25.912		42.066	1:06.841	37.005	268.0	34:05.269									
12	1	2:26.217		41.069	1:07.549	37.599	270.0	36:31.486									
13	1	2:29.777		41.336	1:10.475	37.966	247.1	39:01.263									
14	1	2:26.887		40.894	1:08.555	37.438	265.4	41:28.150									
807 Kraft Racing Norma M20FC																	
1.Stienes LONGIN CN																	
2.Evan MEUNIE																	
1	1	3:30.347						3:30.347									
2	1	2:45.355						6:15.702									
3	1	2:36.927						8:52.629									



SUPERCAR CHALLENGE + GT&PROTO CH
SPA EURO RACE
FREE PRACTICE 2

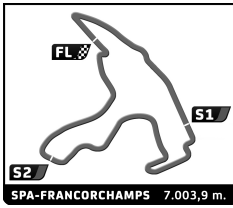
Sector Analysis

■ Personal Best

■ Session Best

■ Crossing the finish line in the pit lane

Lap	D	Time	Sector 1	Sector 2	Sector 3	T.Sp	Elapsed	Lap	D	Time	Sector 1	Sector 2	Sector 3	T.Sp	Elapsed
7	1	2:41.379	44.285	1:13.881	43.213	216.9	25:28.785								
8	1	2:38.153	44.546	1:11.258	42.349	212.2	28:06.938								
9	1	2:40.270	44.195	1:15.017	41.058	214.7	30:47.208								
10	1	2:33.482	44.778	1:09.209	39.495	205.7	33:20.690								
11	1	2:32.624	43.927	1:08.559	40.138	225.5	35:53.314								
12	1	2:31.528	44.679	1:07.429	39.420	217.7	38:24.842								
13	1	2:35.028	44.206	1:11.060	39.762	221.3	40:59.870								



SUPERCAR CHALLENGE + GT&PROTO CH.

SPA EURO RACE

QUALIFYING

Final Classification

No Drivers	Team	Car	Cl.	Time	Lap Total	Gap	Kph
1657 S. RUPP / V. CAPILLAIRE	T2 Racing	Ligier LMP3	LMP3	2:14.805	5 7	-	187.0
2807 S. LONGIN / E. MEUNIE	Kraft Racing	Norma M20FC	CN	2:18.471	4 8	+3.666	182.1
3601 J. PIERRE LEQUEUX / J. UEBERECKEN	Prime Racing	Ginetta Nissan G57	LMP3	2:18.590	8 9	+3.785	181.9
4606 M. MARATEOTTO	DKR Engineering	Norma M30 LMP3	LMP3	2:18.659	6 8	+3.854	181.8
5605 L. HÖRR / P. DECURTINS	Team Clim Air	Ligier LMP3	LMP3	2:19.864	6 8	+5.059	180.3
6603 M. ASCHOFF	EDEKA Aschoff Racing	Ginetta Nissan G58	LMP3	2:19.942	6 7	+5.137	180.2
7844 N. PRIMROSE / S. ALLPASS	Neil Primrose Racing	Norma M20FC	CN	2:22.697	8 8	+7.892	176.7
8809 T. BOONEN / T. VERBERGT	Kraft Racing	Norma M20FC	CN	2:24.699	6 7	+9.894	174.3
9103 J. DE WILDE	Speedlover	Porsche 991 GT3 Cup	GT	2:26.677	5 5	+11.872	171.9
10107 M. WEERING	Johan Kraan Motorsport	Lamborghini Super Thropeo	GT	2:27.223	5 7	+12.418	171.3
11115 F. DULLAART	Certainty Racing	Porsche 991 GT3 Cup	GT	2:28.043	5 8	+13.238	170.3
12105 W. SLUYS	JR Motorsport	BMW M4 Silhouette	GT	2:28.142	7 8	+13.337	170.2
13102 B. HERBER	BODA Racing	Porsche 991 GT3 Cup	GT	2:28.150	7 7	+13.345	170.2
14914 A. BERG	BS Racing by Baticonsult	Radical SR3 RSX	SR3	2:28.687	7 8	+13.882	169.6
15150 P. YVES PAQUE / G. PAISSE	Speedlover	Porsche 991 GT3 Cup	GT	2:29.164	6 7	+14.359	169.0
16126 J. JANSEN	JJ Racing	Porsche 991 GT3 Cup	GT	2:29.423	4 6	+14.618	168.7
17201 D. DE BORST / S. VAN OORD	Febo Racing Team	Leon Cupra TCR	SSP1	2:31.456	3 9	+16.651	166.5
18210 T. NABUURS / L. VAN RIET	Ferry Monster Autosport	Leon Cupra TCR	SSP1	2:31.511	5 9	+16.706	166.4
19202 R. STEENMETZ / S. POLDERMAN	Ferry Monster Autosport	Leon Cupra TCR	SSP1	2:32.754	3 8	+17.949	165.1
20266 M. VEELS / J. VAN DER ENDE	Ferry Monster Autosport	Leon Cupra TCR	SSP1	2:33.071	3 9	+18.266	164.7
21264 J. DE KIMPE / M. HUISMAN	DK-Racing powered by FMA	VW Golf TCR	SSP1	2:33.264	3 7	+18.459	164.5
22245 R. VAN DEN BERG / B. VAN DEN BERG	Harders Plaza	BMW E90	SSP1	2:34.206	4 8	+19.401	163.5
23246 R. OLIJ	Stichting Euro Autosport	BMW E92 M3	SSP1	2:34.966	7 8	+20.161	162.7
24250 O. GRAPER	Bas Koefen Racing	Audi RS3 TCR LMS	SSP1	2:36.122	5 7	+21.317	161.5
25128 A. WINKLER	ITRIS Racing Team	Porsche 991 Cup	GT	2:36.803	7 8	+21.998	160.8
26119 M. BERGMANN / C. BERGMANN	Bergmann Motorsport	Porsche 991 GT3 Cup	GT	2:36.847	8 8	+22.042	160.8
27259 M. VAN DE MAAT	BS Racing Team	BMW E46 GTR	SSP1	2:37.008	7 7	+22.203	160.6
28222 R. VAN LOON / L. VAN LOON	Blueberry Racing	BMW E46 M3	SSP1	2:37.262	5 6	+22.457	160.3
29127 T. WINKLER	ITRIS Racing Team	Porsche 991 GT3 Cup	GT	2:39.449	2 7	+24.644	158.1
30208 T. VAN VLIET	JR Motorsport	BMW E92 V8	SSP1	2:42.045	6 7	+27.240	155.6
31901 A. MATTÉO / H. GOURAUD	Roke Racing	Radical SR3RS	SR3	2:42.478	6 6	+27.673	155.2
32303 M. OOSTEN / M. TEEKENS	Veno Racing	BMW Zilhouette	SSP2	2:42.772	6 7	+27.967	154.9
33305 R. GREENHALGH / J. GREENHALGH	Johan Kraan Motorsport	Saker	SSP2	2:43.634	4 6	+28.829	154.1
34403 H. TAPPEL	Racing Team Tappel	BMW Zilhouette 2.0	SP	2:46.719	3 6	+31.914	151.2
35306 R. DE BEUS	MWR Racing	BMW E36 M3	SSP2	2:48.123	3 8	+33.318	150.0
36499 J. VAN DER VOORT / S. VAN DER SLOOT	Spirit Racing	Renault Clio 1.6 Turbo	SP	2:48.442	5 6	+33.637	149.7
37402 R. NIEMAN	Spirit Racing	Renault Clio 1.6 Turbo	SP	2:49.290	3 8	+34.485	148.9
38401 C. VOET / B. VAN DEN BROECK	Traxx Racing Team	Peugeot RCZ Cup	SP	2:51.227	7 8	+36.422	147.3
39410 T. SCHULTE / D. KOSTER	Certainty Racing	Renault Clio 4	SP	2:53.390	7 8	+38.585	145.4
40427 D. VAN ELK	BlueBerry Racing	Mazda MX-5	SP				


Fastest Lap: Lap 5 | Stephan RUPP | **2:14.805** | 187.0 Kph

CARS 102 - 103 - 107 - 126 - 127 - 201 - 208 - 222 - 245 - 250 - 264 - 266 - 401 - 402 - 844 - 901 SOME LAPTIMES DELETED DUE TO TRACK LIMITS
 CAR 809 BEST LAPTIME DELETED DUE TO TRACK LIMITS

Published at:

Track Status: **DRY**

Stewards	Timekeeper:
-----------------	--------------------



SUPERCAR CHALLENGE + GT&PROTO CH

SPA EURO RACE

QUALIFYING

Final Classification by Class


No Drivers	Team	Car	Time	Lap Total	Gap	Kph
CN						
1 807 S. LONGIN / E. MEUNIE	Kraft Racing	Norma M20FC	2:18.471	4 8		182.1
2 844 N. PRIMROSE / S. ALLPASS	Neil Primrose Racing	Norma M20FC	2:22.697	8 8	+4.226 +4.226	176.7
3 809 T. BOONEN / T. VERBERGT	Kraft Racing	Norma M20FC	2:24.699	6 7	+6.228 +2.002	174.3
GT						
1 103 J. DE WILDE	Speedlover	Porsche 991 GT3 Cup	2:26.677	5 5		171.9
2 107 M. WEERING	Johan Kraan Motorsport	Lamborghini Super Trophée	2:27.223	5 7	+0.546 +0.546	171.3
3 115 F. DULLAART	Certainty Racing	Porsche 991 GT3 Cup	2:28.043	5 8	+1.366 +0.820	170.3
4 105 W. SLUYS	JR Motorsport	BMW M4 Silhouette	2:28.142	7 8	+1.465 +0.099	170.2
5 102 B. HERBER	BODA Racing	Porsche 991 GT3 Cup	2:28.150	7 7	+1.473 +0.008	170.2
6 150 P. YVES PAQUE / G. PAISSE	Speedlover	Porsche 991 GT3 Cup	2:29.164	6 7	+2.487 +1.014	169.0
7 126 J. JANSEN	JJ Racing	Porsche 991 GT3 Cup	2:29.423	4 6	+2.746 +0.259	168.7
8 128 A. WINKLER	ITRIS Racing Team	Porsche 991 Cup	2:36.803	7 8	+10.126 +7.380	160.8
9 119 M. BERGMANN / C. BERGMANN	Bergmann Motorsport	Porsche 991 GT3 Cup	2:36.847	8 8	+10.170 +0.044	160.8
10 127 T. WINKLER	ITRIS Racing Team	Porsche 991 GT3 Cup	2:39.449	2 7	+12.772 +2.602	158.1
LMP3						
1 657 S. RUPP / V. CAPILLAIRE	T2 Racing	Ligier LMP3	2:14.805	5 7		187.0
2 601 J. PIERRE LEQUEUX / J. UEBERECKEN	Prime Racing	Ginetta Nissan G57	2:18.590	8 9	+3.785 +3.785	181.9
3 606 M. MARATEOTTO	DKR Engineering	Norma M30 LMP3	2:18.659	6 8	+3.854 +0.069	181.8
4 605 L. HÖRR / P. DECURTINS	Team Clim Air	Ligier LMP3	2:19.864	6 8	+5.059 +1.205	180.3
5 603 M. ASCHOFF	EDEKA Aschoff Racing	Ginetta Nissan G58	2:19.942	6 7	+5.137 +0.078	180.2
SP						
1 403 H. TAPPEL	Racing Team Tappel	BMW Zilhouette 2.0	2:46.719	3 6		151.2
2 499 J. VAN DER VOORT / S. VAN DER SLOOT	Spirit Racing	Renault Clio 1.6 Turbo	2:48.442	5 6	+1.723 +1.723	149.7
3 402 R. NIEMAN	Spirit Racing	Renault Clio 1.6 Turbo	2:49.290	3 8	+2.571 +0.848	148.9
4 401 C. VOET / B. VAN DEN BROECK	Traxx Racing Team	Peugeot RCZ Cup	2:51.227	7 8	+4.508 +1.937	147.3
5 410 T. SCHULTE / D. KOSTER	Certainty Racing	Renault Clio 4	2:53.390	7 8	+6.671 +2.163	145.4
6 427 D. VAN ELK	BlueBerry Racing	Mazda MX-5				
SR3						
1 914 A. BERG	BS Racing by Baticonsult	Radical SR3 RSX	2:28.687	7 8		169.6
2 901 A. MATTÉO / H. GOURAUD	Roke Racing	Radical SR3RS	2:42.478	6 6	+13.791 +13.791	155.2
SSP1						
1 201 D. DE BORST / S. VAN OORD	Febo Racing Team	Leon Cupra TCR	2:31.456	3 9		166.5
2 210 T. NABUURS / L. VAN RIET	Ferry Monster Autosport	Leon Cupra TCR	2:31.511	5 9	+0.055 +0.055	166.4
3 202 R. STEENMETZ / S. POLDERMAN	Ferry Monster Autosport	Leon Cupra TCR	2:32.754	3 8	+1.298 +1.243	165.1
4 266 M. VEELS / J. VAN DER ENDE	Ferry Monster Autosport	Leon Cupra TCR	2:33.071	3 9	+1.615 +0.317	164.7
5 264 J. DE KIMPE / M. HUISMAN	DK-Racing powered by FMA	VW Golf TCR	2:33.264	3 7	+1.808 +0.193	164.5
6 245 R. VAN DEN BERG / B. VAN DEN BERG	Harders Plaza	BMW E90	2:34.206	4 8	+2.750 +0.942	163.5
7 246 R. OLIJ	Stichting Euro Autosport	BMW E92 M3	2:34.966	7 8	+3.510 +0.760	162.7
8 250 O. GRAPER	Bas Koeten Racing	Audi RS3 TCR LMS	2:36.122	5 7	+4.666 +1.156	161.5
9 259 M. VAN DE MAAT	BS Racing Team	BMW E46 GTR	2:37.008	7 7	+5.552 +0.886	160.6
10 222 R. VAN LOON / L. VAN LOON	Blueberry Racing	BMW E46 M3	2:37.262	5 6	+5.806 +0.254	160.3
11 208 T. VAN VLIET	JR Motorsport	BMW E92 V8	2:42.045	6 7	+10.589 +4.783	155.6
SSP2						
1 303 M. OOSTEN / M. TEEKENS	Veno Racing	BMW Zilhouette	2:42.772	6 7		154.9
2 305 R. GREENHALGH / J. GREENHALGH	Johan Kraan Motorsport	Saker	2:43.634	4 6	+0.862 +0.862	154.1
3 306 R. DE BEUS	MWR Racing	BMW E36 M3	2:48.123	3 8	+5.351 +4.489	150.0

CARS 102 - 103 - 107 - 126 - 127 - 201 - 208 - 222 - 245 - 250 - 264 - 266 - 401 - 402 - 844 - 901 SOME LAPTIMES DELETED DUE TO TRACK LIMITS
 CAR 809 BEST LAPTIME DELETED DUE TO TRACK LIMITS

Published at:

Track Status: **DRY**

Stewards	Timekeeper:



SUPERCAR CHALLENGE + GT&PROTO CHALLENGE

SPA EURO RACE

QUALIFYING

Final Classification by 2nd Fastest Lap

No Drivers	Team	Car	Cl.	Time	Gap
1 657 S. RUPP / V. CAPILLAIRE	T2 Racing	Ligier LMP3	LMP3	2:15.809	-
2 807 S. LONGIN / E. MEUNIE	Kraft Racing	Norma M20FC	CN	2:18.900	+3.091
3 606 M. MARATEOTTO	DKR Engineering	Norma M30 LMP3	LMP3	2:19.015	+3.206
4 601 J. PIERRE LEQUEUX / J. UEBERECKEN	Prime Racing	Ginetta Nissan G57	LMP3	2:19.244	+3.435
5 603 M. ASCHOFF	EDEKA Aschoff Racing	Ginetta Nissan G58	LMP3	2:20.062	+4.253
6 605 L. HÖRR / P. DECURTINS	Team Clim Air	Ligier LMP3	LMP3	2:20.296	+4.487
7 844 N. PRIMROSE / S. ALLPASS	Neil Primrose Racing	Norma M20FC	CN	2:23.554	+7.745
8 809 T. BOONEN / T. VERBERGT	Kraft Racing	Norma M20FC	CN	2:25.339	+9.530
9 107 M. WEERING	Johan Kraan Motorsport	Lamborghini Super Trophée	GT	2:27.584	+11.775
10 105 W. SLUYS	JR Motorsport	BMW M4 Silhouette	GT	2:28.299	+12.490
11 115 F. DULLAART	Certainty Racing	Porsche 991 GT3 Cup	GT	2:28.575	+12.766
12 102 B. HERBER	BODA Racing	Porsche 991 GT3 Cup	GT	2:28.707	+12.898
13 914 A. BERG	BS Racing by Baticonsult	Radical SR3 RSX	SR3	2:29.304	+13.495
14 150 P. YVES PAQUE / G. PAISSE	Speedlover	Porsche 991 GT3 Cup	GT	2:29.469	+13.660
15 103 J. DE WILDE	Speedlover	Porsche 991 GT3 Cup	GT	2:29.993	+14.184
16 126 J. JANSEN	JJ Racing	Porsche 991 GT3 Cup	GT	2:31.204	+15.395
17 201 D. DE BORST / S. VAN OORD	Febo Racing Team	Leon Cupra TCR	SSP1	2:31.923	+16.114
18 210 T. NABUURS / L. VAN RIET	Ferry Monster Autosport	Leon Cupra TCR	SSP1	2:31.979	+16.170
19 202 R. STEENMETZ / S. POLDERMAN	Ferry Monster Autosport	Leon Cupra TCR	SSP1	2:32.792	+16.983
20 266 M. VEELS / J. VAN DER ENDE	Ferry Monster Autosport	Leon Cupra TCR	SSP1	2:33.369	+17.560
21 264 J. DE KIMPE / M. HUISMAN	DK-Racing powered by FMA	VW Golf TCR	SSP1	2:34.016	+18.207
22 246 R. OLIJ	Stichting Euro Autosport	BMW E92 M3	SSP1	2:35.013	+19.204
23 250 O. GRAPER	Bas Koeten Racing	Audi RS3 TCR LMS	SSP1	2:36.829	+21.020
24 119 M. BERGMANN / C. BERGMANN	Bergmann Motorsport	Porsche 991 GT3 Cup	GT	2:37.062	+21.253
25 259 M. VAN DE MAAT	BS Racing Team	BMW E46 GTR	SSP1	2:37.119	+21.310
26 222 R. VAN LOON / L. VAN LOON	Blueberry Racing	BMW E46 M3	SSP1	2:37.289	+21.480
27 128 A. WINKLER	ITRIS Racing Team	Porsche 991 Cup	GT	2:37.416	+21.607
28 245 R. VAN DEN BERG / B. VAN DEN BERG	Harders Plaza	BMW E90	SSP1	2:41.095	+25.286
29 208 T. VAN VLIET	JR Motorsport	BMW E92 V8	SSP1	2:43.644	+27.835
30 305 R. GREENHALGH / J. GREENHALGH	Johan Kraan Motorsport	Saker	SSP2	2:44.130	+28.321
31 303 M. OOSTEN / M. TEEKENS	Veno Racing	BMW Zilhouette	SSP2	2:44.967	+29.158
32 403 H. TAPPEL	Racing Team Tappel	BMW Zilhouette 2.0	SP	2:47.104	+31.295
33 499 J. VAN DER VOORT / S. VAN DER SLOOT	Spirit Racing	Renault Clio 1.6 Turbo	SP	2:48.703	+32.894
34 306 R. DE BEUS	MWR Racing	BMW E36 M3	SSP2	2:49.177	+33.368
35 402 R. NIEMAN	Spirit Racing	Renault Clio 1.6 Turbo	SP	2:49.473	+33.664
36 410 T. SCHULTE / D. KOSTER	Certainty Racing	Renault Clio 4	SP	2:54.117	+38.308
37 401 C. VOET / B. VAN DEN BROECK	Traxx Racing Team	Peugeot RCZ Cup	SP	2:56.439	+40.630
38 127 T. WINKLER	ITRIS Racing Team	Porsche 991 GT3 Cup	GT		
39 427 D. VAN ELK	BlueBerry Racing	Mazda MX-5	SP		
40 901 A. MATTÉO / H. GOURAUD	Roke Racing	Radical SR3RS	SR3		


Fastest Lap: Lap 5 | Stephan RUPP | **2:14.805** | 187.0 Kph

CARS 102 - 103 - 107 - 126 - 127 - 201 - 208 - 222 - 245 - 250 - 264 - 266 - 401 - 402 - 844 - 901 SOME LAPTIMES DELETED DUE TO TRACK LIMITS
 CAR 809 BEST LAPTIME DELETED DUE TO TRACK LIMITS

Track Status: **DRY**

Published at:

Stewards	Timekeeper:




SUPERCAR CHALLENGE + GT&PROTO CH.

SPA EURO RACE

QUALIFYING

Best Sector Times

Sector 1		Sector 2		Sector 3		No Team	Class	Ideal Lap	Best Lap		
No Driver	Time	No Driver	Time	No Driver	Time						
1	657 S.RUPP	38.596	807 S.LONGIN	1:00.437	657 S.RUPP	34.490	1	657 T2 Racing	LMP3	2:14.805	2:14.805 (1)
2	603 M.ASCHOFF	39.064	657 S.RUPP	1:01.719	603 M.ASCHOFF	35.174	2	606 DKR Engineering	LMP3	2:17.722	2:18.659 (4)
3	601 J.PIERRE LEQUEUX	39.368	606 M.MARATEOTTO	1:02.935	606 M.MARATEOTTO	35.347	3	3807 Kraft Racing	CN	2:18.333	2:18.471 (2)
4	606 M.MARATEOTTO	39.440	601 J.PIERRE LEQUEUX	1:03.469	601 J.PIERRE LEQUEUX	35.677	4	4601 Prime Racing	LMP3	2:18.514	2:18.590 (3)
5	605 L.HÖRR	40.031	809 T.BOONEN	1:03.586	605 L.HÖRR	35.908	5	5603 EDEKA Aschoff Racing	LMP3	2:19.176	2:19.942 (6)
6	115 F.DULLAART	41.131	605 L.HÖRR	1:03.660	807 S.LONGIN	36.626	6	6605 Team Clim Air	LMP3	2:19.599	2:19.864 (5)
7	103 J.DE WILDE	41.164	844 N.PRIMROSE	1:03.909	844 N.PRIMROSE	36.875	7	7844 Neil Primrose Racing	CN	2:22.414	2:22.697 (7)
8	807 S.LONGIN	41.270	603 M.ASCHOFF	1:04.938	809 T.BOONEN	37.292	8	8809 Kraft Racing	CN	2:23.216	2:24.699 (8)
9	107 M.WEERING	41.515	914 A.BERG	1:05.784	103 J.DE WILDE	37.463	9	9107 Johan Kraan Motorsport	GT	2:26.570	2:26.600 (9)
10	150 P.YVES PAQUE	41.555	107 M.WEERING	1:07.516	107 M.WEERING	37.539	10	10103 Speedlover	GT	2:26.677	2:26.677 (10)
11	844 N.PRIMROSE	41.630	103 J.DE WILDE	1:08.050	115 F.DULLAART	37.685	11	11115 Certainty Racing	GT	2:27.856	2:28.043 (11)
12	126 J.JANSEN	41.732	105 W.SLUYS	1:08.139	102 B.HERBER	37.744	12	12105 JR Motorsport	GT	2:27.969	2:28.142 (12)
13	102 B.HERBER	41.850	102 B.HERBER	1:08.529	105 W.SLUYS	37.784	13	13102 BODA Racing	GT	2:28.123	2:28.150 (13)
14	105 W.SLUYS	42.046	201 D.DE BORST	1:08.982	126 J.JANSEN	38.239	14	14914 BS Racing by Baticonsult	SR3	2:28.575	2:28.687 (14)
15	127 T.WINKLER	42.338	115 F.DULLAART	1:09.040	150 P.YVES PAQUE	38.240	15	15150 Speedlover	GT	2:28.948	2:29.164 (15)
16	809 T.BOONEN	42.338	150 P.YVES PAQUE	1:09.153	127 T.WINKLER	38.441	16	16126 JJ Racing	GT	2:29.423	2:29.423 (16)
17	128 A.WINKLER	43.071	210 T.NABUURS	1:09.173	210 T.NABUURS	38.726	17	17127 ITRIS Racing Team	GT	2:30.636	2:39.449 (29)
18	201 D.DE BORST	43.097	266 M.VEELS	1:09.335	201 D.DE BORST	38.750	18	18201 Febo Racing Team	SSP1	2:30.829	2:31.456 (17)
19	202 R.STEENMETZ	43.350	126 J.JANSEN	1:09.452	914 A.BERG	38.936	19	19210 Ferry Monster Autosport	SSP1	2:31.406	2:31.511 (18)
20	210 T.NABUURS	43.507	264 J.DE KIMPE	1:09.624	264 J.DE KIMPE	39.004	20	20202 Ferry Monster Autosport	SSP1	2:32.233	2:32.754 (19)
21	914 A.BERG	43.855	202 R.STEENMETZ	1:09.818	202 R.STEENMETZ	39.065	21	21266 Ferry Monster Autosport	SSP1	2:32.387	2:33.071 (20)
22	266 M.VEELS	43.862	127 T.WINKLER	1:09.857	266 M.VEELS	39.190	22	22264 DK-Racing powered by FMA	SSP1	2:32.864	2:33.264 (21)
23	246 R.OLIJ	44.065	245 R.VAN DEN BERG	1:10.268	245 R.VAN DEN BERG	39.268	23	23245 Harders Plaza	SSP1	2:33.740	2:34.206 (22)
24	119 M.BERGMANN	44.100	246 R.OLIJ	1:10.880	246 R.OLIJ	39.410	24	24246 Stichting Euro Autosport	SSP1	2:34.355	2:34.966 (23)
25	245 R.VAN DEN BERG	44.204	222 R.VAN LOON	1:11.098	128 A.WINKLER	39.676	25	25250 Bas Koeten Racing	SSP1	2:35.426	2:36.089 (24)
26	264 J.DE KIMPE	44.236	250 O.GRAPER	1:11.385	250 O.GRAPER	39.678	26	26222 Blueberry Racing	SSP1	2:35.476	2:37.262 (28)
27	222 R.VAN LOON	44.238	259 M.VAN DE MAAT	1:11.463	119 M.BERGMANN	39.947	27	27128 ITRIS Racing Team	GT	2:35.780	2:36.803 (25)
28	250 O.GRAPER	44.363	901 A.MATTÉO	1:11.617	259 M.VAN DE MAAT	40.047	28	28119 Bergmann Motorsport	GT	2:36.240	2:36.847 (26)
29	259 M.VAN DE MAAT	45.140	119 M.BERGMANN	1:12.193	222 R.VAN LOON	40.140	29	29259 BS Racing Team	SSP1	2:36.650	2:37.008 (27)
30	305 R.GREENHALGH	46.187	208 T.VAN VLIET	1:13.026	208 T.VAN VLIET	41.033	30	30208 JR Motorsport	SSP1	2:40.468	2:42.045 (30)
31	208 T.VAN VLIET	46.409	128 A.WINKLER	1:13.033	303 M.OOSTEN	41.484	31	31901 Roke Racing	SR3	2:41.207	2:42.478 (31)
32	303 M.OOSTEN	46.569	403 H.TAPPEL	1:13.899	305 R.GREENHALGH	41.640	32	32303 Veno Racing	SSP2	2:42.772	2:42.772 (32)
33	901 A.MATTÉO	46.748	303 M.OOSTEN	1:14.719	901 A.MATTÉO	42.842	33	33305 Johan Kraan Motorsport	SSP2	2:43.378	2:43.634 (33)
34	306 R.DE BEUS	48.878	402 R.NIEMAN	1:15.082	403 H.TAPPEL	43.146	34	34403 Racing Team Tappel	SP	2:46.366	2:46.719 (34)
35	402 R.NIEMAN	49.108	499 J.VAN DER VOORT	1:15.268	402 R.NIEMAN	43.355	35	35402 Spirit Racing	SP	2:47.545	2:49.290 (37)
36	401 C.VOET	49.134	305 R.GREENHALGH	1:15.551	306 R.DE BEUS	43.397	36	36306 MWR Racing	SSP2	2:48.123	2:48.123 (35)
37	403 H.TAPPEL	49.321	306 R.DE BEUS	1:15.848	499 J.VAN DER VOORT	43.684	37	37499 Spirit Racing	SP	2:48.442	2:48.442 (36)
38	499 J.VAN DER VOORT	49.490	401 C.VOET	1:16.817	401 C.VOET	43.714	38	38401 Traxx Racing Team	SP	2:49.665	2:51.227 (38)
39	410 T.SCHULTE	50.986	410 T.SCHULTE	1:17.389	410 T.SCHULTE	44.893	39	39410 Certainty Racing	SP	2:53.268	2:53.390 (39)




SUPERCAR CHALLENGE + GT&PROTO CH.

SPA EURO RACE

QUALIFYING

Best Top Speed


Team	Car	Class	Top Speed Driver	Top 1		Top 2		Top 3		Top 4		Top 5		
				Kph	Lap	Kph	Lap	Kph	Lap	Kph	Lap	Kph	Lap	Avg
601 Prime Racing	Ginetta Nissan G57	LMP3	J. PIERRE LEONIEUW	273.4	5	273.4	6	273.4	7	272.7	8	270.7	4	272,7
603 EDEKA Aschoff Racing	Ginetta Nissan G58	LMP3	M. ASCHOFF	273.4	7	271.4	6	268.7	2	262.8	3	209.3	1	257,1
657 T2 Racing	Ligier LMP3	LMP3	S. RUPP	272.0	5	270.0	4	264.7	7	264.1	2	253.5	3	264,9
606 DKR Engineering	Norma M30 LMP3	LMP3	M. MARATEOTTO	266.0	6	264.7	8	264.1	7	263.4	5	262.8	3	264,2
103 Speedlover	Porsche 991 GT3 Cup	GT	J. DE WILDE	262.8	4	260.9	5	254.1	2	251.2	3	154.7	1	236,7
102 BODA Racing	Porsche 991 GT3 Cup	GT	B. HERBER	260.9	7	259.6	3	259.0	2	251.7	6	229.8	4	252,2
115 Certainty Racing	Porsche 991 GT3 Cup	GT	F. DULLAART	260.2	7	260.2	8	259.6	6	257.1	2	256.5	5	258,7
150 Speedlover	Porsche 991 GT3 Cup	GT	P. YVES PAQUE	259.6	6	257.8	5	249.4	2	233.3	4	214.3	3	242,9
605 Team Clim Air	Ligier LMP3	LMP3	L. HÖRR	257.1	7	256.5	6	255.9	4	255.3	3	254.7	5	255,9
107 Johan Kraan Motorsport	Lamborghini Super Trophée	GT	M. WEERING	256.5	5	256.5	6	254.7	4	252.9	2	233.3	3	250,8
105 JR Motorsport	BMW M4 Silhouette	GT	W. SLUYS	249.4	8	248.8	6	248.3	7	247.7	5	246.6	3	248,2
126 JJ Racing	Porsche 991 GT3 Cup	GT	J. JANSEN	246.0	3	246.0	4	235.8	2	230.8	5	184.6	1	228,6
201 Febo Racing Team	Leon Cupra TCR	SSP1	D. DE BORST	244.3	6	242.7	4	241.6	7	240.5	3	240.5	8	241,9
210 Ferry Monster Autosport	Leon Cupra TCR	SSP1	T. NABUURS	243.2	5	243.2	8	242.7	4	242.2	7	238.4	2	241,9
246 Stichting Euro Autosport	BMW E92 M3	SSP1	R. OLIJ	242.7	6	242.7	7	241.1	5	239.5	4	237.9	3	240,8
844 Neil Primrose Racing	Norma M20FC	CN	N. PRIMROSE	242.7	8	241.1	4	240.5	6	240.0	7	238.9	3	240,6
202 Ferry Monster Autosport	Leon Cupra TCR	SSP1	R. STEENMETZ	242.2	6	240.5	3	240.5	7	235.8	4	235.3	2	238,9
250 Bas Koeten Racing	Audi RS3 TCR LMS	SSP1	O. GRAPER	241.1	7	237.4	5	236.8	3	236.8	6	235.8	4	237,6
245 Harders Plaza	BMW E90	SSP1	R. VAN DEN BERG	240.5	8	238.9	5	238.9	6	237.4	3	237.4	4	238,6
266 Ferry Monster Autosport	Leon Cupra TCR	SSP1	M. VEELS	240.5	8	239.5	4	237.9	7	236.8	2	236.3	5	238,2
222 Blueberry Racing	BMW E46 M3	SSP1	R. VAN LOON	240.0	5	237.4	6	236.8	3	235.3	2	216.0	1	233,1
807 Kraft Racing	Norma M20FC	CN	S. LONGIN	238.4	3	238.4	4	238.4	5	237.4	8	235.8	2	237,7
119 Bergmann Motorsport	Porsche 991 GT3 Cup	GT	M. BERGMANN	237.9	2	234.8	6	234.3	8	232.8	5	231.3	3	234,2
264 DK-Racing powered by FMA	VW Golf TCR	SSP1	J. DE KIMPE	235.3	7	232.8	3	232.8	4	231.8	2	231.8	5	232,9
127 ITRIS Racing Team	Porsche 991 GT3 Cup	GT	T. WINKLER	233.8	2	229.3	5	226.9	4	221.3	7	218.6	3	226,0
259 BS Racing Team	BMW E46 GTR	SSP1	M. VAN DE MAAT	233.8	5	232.3	4	231.8	7	231.3	3	208.9	2	227,6
809 Kraft Racing	Norma M20FC	CN	T. BOONEN	232.8	7	229.8	3	229.8	4	228.3	2	227.8	6	229,7
208 JR Motorsport	BMW E92 V8	SSP1	T. VAN VLIET	228.8	6	228.8	7	226.9	3	225.9	5	225.5	4	227,2
305 Johan Kraan Motorsport	Saker	SSP2	R. GREENHALGH	227.4	5	223.1	6	215.6	3	215.6	4	184.0	2	213,1
303 Veno Racing	BMW Zilhouette	SSP2	M. OOSTEN	223.6	6	222.2	4	217.3	5	216.4	3	215.6	2	219,0
914 BS Racing by Baticonsult	Radical SR3 RSX	SR3	A. BERG	223.1	5	222.2	2	221.8	3	221.3	4	221.3	7	221,9
128 ITRIS Racing Team	Porsche 991 Cup	GT	A. WINKLER	222.7	5	216.9	2	213.9	3	213.4	4	211.4	6	215,7
401 Traxx Racing Team	Peugeot RCZ Cup	SP	C. VOET	208.5	6	206.5	7	206.1	3	206.1	5	204.9	2	206,4
402 Spirit Racing	Renault Clio 1.6 Turbo	SP	R. NIEMAN	208.1	7	207.7	3	207.3	2	206.1	4	205.3	5	206,9
499 Spirit Racing	Renault Clio 1.6 Turbo	SP	J. VAN DER VOERT	205.7	6	204.9	5	204.5	4	201.1	2	177.6	3	198,8
901 Roke Racing	Radical SR3RS	SR3	A. MATTÉO	205.7	4	204.9	6	204.2	3	191.8	5	173.6	2	196,0
403 Racing Team Tappel	BMW Zilhouette 2.0	SP	H. TAPPEL	203.4	4	200.0	3	198.9	2	194.2	5	171.2	1	193,5
306 MWR Racing	BMW E36 M3	SSP2	R. DE BEUS	201.5	3	194.9	7	192.2	4	189.5	6	185.2	2	192,7
410 Certainty Racing	Renault Clio 4	SP	T. SCHULTE	195.7	4	194.9	5	194.9	7	193.5	6	192.9	2	194,4
109 MDM Motorsport	Porsche 991	GT												
129 ITRIS Racing Team	Porsche 997 GT3 Cup 2011	GT												
262 Van der Kooi Racing	Lotus Exige V6	SSP1												
299 Veno Racing	Porsche	SSP1												
427 BlueBerry Racing	Mazda MX-5	SP												



SUPERCAR CHALLENGE + GT&PROTO CH SPA EURO RACE QUALIFYING

Fastest Lap Sequence

Elapsed	No	Team	Car	Class	Driver	Time	Kph	Lap
6:01.859	264	DK-Racing powered by FMA	VW Golf TCR	SSP1	Jonas DE KIMPE	2:35.459	162.2	2
6:11.433	266	Ferry Monster Autosport	Leon Cupra TCR	SSP1	Max VEELS	2:34.800	162.9	2
8:35.123	264	DK-Racing powered by FMA	VW Golf TCR	SSP1	Jonas DE KIMPE	2:33.264	164.5	3
8:37.921	201	Febo Racing Team	Leon Cupra TCR	SSP1	Dennis DE BORST	2:31.456	166.5	3
30:51.611	807	Kraft Racing	Norma M20FC	CN	Stienes LONGIN	2:18.900	181.5	2
35:30.855	807	Kraft Racing	Norma M20FC	CN	Stienes LONGIN	2:18.471	182.1	4
36:11.576	657	T2 Racing	Ligier LMP3	LMP3	Stephan RUPP	2:15.809	185.7	4
38:26.381	657	T2 Racing	Ligier LMP3	LMP3	Stephan RUPP	2:14.805	187.0	5



SUPERCAR CHALLENGE + GT&PROTO CH


SPA EURO RACE

QUALIFYING

Sector Analysis

■ Personal Best ■ Session Best B Crossing the finish line in the pit lane

Lap	D	Time	Sector 1	Sector 2	Sector 3	T.Spd	Elapsed	Lap	D	Time	Sector 1	Sector 2	Sector 3	T.Spd	Elapsed
102	BODA Racing 1. Bob HERBER Porsche 991 GT3 Cup GT							5	1	2:37.284	44.769	1:12.193	40.322	232.8	40:04.691
	2	1	2:30.691	42.990	1:09.774	37.927	259.0	31:59.813							
	3	1	2:28.707	41.850	1:08.934	37.923	259.6	34:28.520							
	4	1	2:50.337	B 45.072	1:15.585	49.680	229.8	37:18.857							
	5	1	4:49.556	2:33.373	1:27.315	48.868	73.5	42:08.413							
	6	1	2:29.535	42.369	1:09.347	37.819	251.7	44:37.948							
	7	1	2:28.150	41.877	1:08.529	37.744	260.9	47:06.098							
	8	1	2:36.847					44.100	1:12.583	40.164	234.3	48:04.347			
103	Speedlover 1. John DE WILDE Porsche 991 GT3 Cup GT							1	1	30:42.652		1:16.184	39.305	184.6	30:42.652
	2	1	2:31.204	42.167	1:10.615	38.422	235.8	33:13.856							
	3	1	2:35.734	42.103	1:13.759	39.872	246.0	35:49.590							
	4	1	2:29.423	41.732	1:09.452	38.239	246.0	38:19.013							
	5	1	2:30.109	41.815	1:09.726	38.568	230.8	40:49.122							
6	1	3:02.579	B 49.463	1:18.258	54.858	165.9	43:51.701								
105	JR Motorsport 1. Ward SLUYS BMW M4 Silhouette GT							1	1	29:32.490		1:21.041	42.017	192.9	29:32.490
	2	1	2:39.449	43.584	1:11.692	44.173	233.8	32:11.939							
	3	1	2:32.398	42.779	1:10.520	39.099	218.6	34:44.337							
	4	1	2:30.853	42.555	1:09.857	38.441	226.9	37:15.190							
	5	1	2:31.569	42.338	1:10.476	38.755	229.3	39:46.759							
	6	1	3:12.347	B 45.370	1:26.978	59.999	186.5	42:59.106							
	7	1	3:27.518	1:25.715	1:22.406	39.397	221.3	46:26.624							
	8	1	2:26.677	41.164	1:08.050	37.463	260.9	47:50.135							
107	Johan Kraan Motorsport 1. Max WEERING Lamborghini Super Trophfeo GT							1	1	29:37.132		1:21.248	43.054	182.7	29:37.132
	2	1	2:38.981	44.291	1:14.408	40.282	216.9	32:16.113							
	3	1	2:38.240	43.931	1:13.777	40.532	213.9	34:54.353							
	4	1	2:37.416	43.071	1:13.732	40.613	213.4	37:31.769							
	5	1	2:52.054	43.281	1:13.151	55.622	222.7	40:23.823							
	6	1	2:40.460	46.237	1:13.713	40.510	211.4	43:04.283							
	7	1	2:36.803	43.490	1:13.637	39.676	199.6	45:41.086							
	8	1	2:38.270	45.151	1:13.033	40.086	211.4	48:19.356							
109	Speedlover 1. Pierre -Yves YVES PAQUE 2. Gregory PAISSE Porsche 991 GT3 Cup GT							1	1	29:44.459		1:20.240	44.321	158.6	29:44.459
	2	1	2:36.307	43.343	1:13.094	39.870	249.4	32:20.766							
	3	1	2:46.055	B 42.641	1:13.193	50.221	214.3	35:06.821							
	4	1	4:51.029	2:58.441	1:12.962	39.626	233.3	39:57.850							
	5	1	2:29.469	41.673	1:09.556	38.240	257.8	42:27.319							
	6	1	2:29.164	41.555	1:09.153	38.456	259.6	44:56.483							
	7	1	2:52.105	B 42.689	1:19.315	50.101	206.9	47:48.588							
	8	1	3:02.989	B 49.675	1:19.126	54.188	184.9	44:40.507							
111	Certainty Racing 1. Floris DULLAART Porsche 991 GT3 Cup GT							1	1	29:37.132		1:21.248	43.054	182.7	29:37.132
	2	1	2:29.960	41.965	1:10.205	37.790	257.1	31:55.651							
	3	1	2:29.392	41.817	1:09.778	37.797	225.0	34:25.043							
	4	1	2:29.431	41.722	1:09.414	38.295	242.2	36:54.474							
	5	1	2:28.043	41.318	1:09.040	37.685	256.5	39:22.517							
	6	1	2:28.575	41.131	1:09.333	38.111	259.6	41:51.092							
	7	1	2:33.276	41.577	1:11.915	39.784	260.2	44:24.368							
	8	1	2:51.804	B 41.384	1:13.203	57.217	260.2	47:16.172							
119	Bergmann Motorsport 1. Michael BERGMANN 2. Chris BERGMANN Porsche 991 GT3 Cup GT							1	1	3:34.188	1:17.646	1:24.846	51.696	148.6	3:34.188
	2	1	2:32.277	43.913	1:09.614	38.750	239.5	6:06.465							
	3	1	2:31.456	43.097	1:08.982	39.377	240.5	8:37.921							
	4	1	2:31.923	43.560	1:09.334	39.029	242.7	11:09.844							
	5	1	2:52.214	45.925	1:14.141	52.148	209.7	14:02.058							
6	1	2:32.131	43.181	1:09.198	39.752	244.3	16:34.189								
7	1	2:37.220	43.210	1:11.455	42.555	241.6	19:11.409								
8	1	2:32.224	43.236	1:10.101	38.887	240.5	21:43.633								
9	1	3:54.556	B 52.278			155.8	25:38.189								
201	Febro Racing Team 1. Dennis DE BORST 2. Stan VAN OORD Leon Cupra TCR SSP1							1	1	29:34.433		1:22.144	42.347	137.9	29:34.433
	2	1	2:38.597	45.196	1:12.988	40.413	237.9	32:13.030							
	3	1	2:37.302	44.285	1:12.548	40.469	231.3	34:50.332							
	4	1	2:37.075	44.643	1:12.485	39.947	225.5	37:27.407							
	5	1	2:28.043	41.318	1:09.040	37.685	256.5	39:22.517							
	6	1	2:28.575	41.131	1:09.333	38.111	259.6	41:51.092							
	7	1	2:33.276	41.577	1:11.915	39.784	260.2	44:24.368							
	8	1	2:51.804	B 41.384	1:13.203	57.217	260.2	47:16.172							
	9	1	3:54.556	B 52.278			155.8	25:38.189							



SUPERCAR CHALLENGE + GT&PROTO CH


SPA EURO RACE

QUALIFYING

Sector Analysis

■ Personal Best ■ Session Best B Crossing the finish line in the pit lane

Lap	D	Time	Sector 1	Sector 2	Sector 3	T.Sp	Elapsed	Lap	D	Time	Sector 1	Sector 2	Sector 3	T.Sp	Elapsed	
657 T2 Racing 1. Stephan RUPP 2. Vincent CAPILLAIRE Ligier LMP3 LMP3								1	1	28:56.830	...	1:14.451	41.829	186.5	28:56.830	
6	1	2:18.659	39.440	1:03.077	36.142	266.0	40:20.696	2	1	2:31.595	44.160	1:07.909	39.526	222.2	31:28.425	
7	1	2:21.667	40.922	1:04.048	36.697	264.1	42:42.363	3	1	2:30.861	44.196	1:07.010	39.655	221.8	33:59.286	
8	1	2:32.280 B	40.849	1:04.007	47.424	264.7	45:14.643	4	1	2:29.997	44.148	1:06.372	39.477	221.3	36:29.283	
1	1	29:14.476	...	1:09.973	36.908	212.6	29:14.476	5	1	2:29.304	43.855	1:06.297	39.152	223.1	38:58.587	
2	1	2:22.135	39.921	1:04.955	37.259	264.1	31:36.611	6	1	2:30.386	45.055	1:06.188	39.143	219.1	41:28.973	
3	1	2:19.156	40.287	1:03.946	34.923	253.5	33:55.767	7	1	2:28.687	43.967	1:05.784	38.936	221.3	43:57.660	
4	1	2:15.809	38.717	1:02.411	34.681	270.0	36:11.576	8	1	2:58.281 B	53.046	1:12.351	52.884	182.4	46:55.941	
5	1	2:14.805	38.596	1:01.719	34.490	272.0	38:26.381									
6	1	2:30.553 B	40.140	1:04.754	45.659	241.1	40:56.934									
7	1	6:22.533	4:41.749	1:04.294	36.490	264.7	47:19.467									
807 Kraft Racing 1. Stienes LONGIN 2. Evan MEUNIE Norma M20FC CN								1	1	28:32.711	...	1:03.895	37.311	225.0	28:32.711	
2	1	2:18.900	41.657	1:00.617	36.626	235.8	30:51.611	2	1	2:25.339	42.892	1:04.711	37.736	228.3	31:21.315	
3	1	2:20.773	41.270	1:02.360	37.143	238.4	33:12.384	3	1	2:24.047	42.630	1:04.125	37.292	229.8	33:45.362	
4	1	2:18.471	41.309	1:00.437	36.725	238.4	35:30.855	4	1	2:34.258 B	42.338	1:03.586	48.334	229.8	36:19.620	
5	1	2:29.749 B	41.681	1:03.373	44.695	238.4	38:00.604	5	1	5:44.795	3:54.700	1:11.159	38.936	218.6	42:04.415	
6	1	4:32.404	2:44.707	1:08.966	38.731	227.8	42:33.008	6	1	2:24.699	42.984	1:03.842	37.873	227.8	44:29.114	
7	1	2:28.049	42.696	1:06.931	38.422	235.3	45:01.057	7	1	2:25.359	42.503	1:05.010	37.846	232.8	46:54.473	
8	1	2:27.618	42.890	1:06.507	38.221	237.4	47:28.675									
844 Neil Primrose Racing 1. Neil PRIMROSE 2. Samuel ALLPASS Norma M20FC CN								1	1	29:08.094	...	1:11.035	38.865	187.2	29:08.094	
2	1	2:28.788	42.930	1:06.760	39.098	235.8	31:36.882	2	1	2:26.847	42.348	1:06.648	37.851	238.9	34:03.729	
3	1	2:26.847	42.348	1:06.648	37.851	238.9	34:03.729	3	1	2:25.192	41.772	1:05.271	38.149	241.1	36:28.921	
4	1	2:25.192	41.772	1:05.271	38.149	241.1	36:28.921	4	1	2:26.724	43.524	1:05.462	37.738	232.8	38:55.645	
5	1	2:26.724	43.524	1:05.462	37.738	232.8	38:55.645	5	1	2:23.554	41.630	1:04.452	37.472	240.5	41:19.199	
6	1	2:23.554	41.630	1:04.452	37.472	240.5	41:19.199	6	1	2:25.104	43.156	1:04.507	37.441	240.0	43:44.303	
7	1	2:25.104	43.156	1:04.507	37.441	240.0	43:44.303	7	1	2:22.697	41.913	1:03.909	36.875	242.7	46:07.000	
8	1	2:22.697	41.913	1:03.909	36.875	242.7	46:07.000									
901 Roke Racing 1. Antoine MATTÉO 2. Hector GOURAUD Radical SR3RS SR3								1	1	29:34.670 B	...	1:22.578	53.130	154.9	29:34.670	
2	1	4:44.207	2:42.831	1:18.127	43.249	173.6	34:18.877	2	1	2:43.693	47.532	1:13.319	42.842	204.2	37:02.570	
3	1	2:43.693	47.532	1:13.319	42.842	204.2	37:02.570	3	1	2:52.385 B	46.748	1:13.794	51.843	205.7	39:54.955	
4	1	2:52.385 B	46.748	1:13.794	51.843	205.7	39:54.955	4	1	4:16.226	2:18.480	1:14.034	43.712	191.8	44:11.181	
5	1	4:16.226	2:18.480	1:14.034	43.712	191.8	44:11.181	5	1	2:42.478	47.402	1:11.617	43.459	204.9	46:53.659	
6	1	2:42.478	47.402	1:11.617	43.459	204.9	46:53.659	6	1							
914 BS Racing by Baticonsult 1. Alain BERG Radical SR3 RSX SR3																




SUPERCAR CHALLENGE + GT&PROTO CH.
SPA EURO RACE
RACE 1 (1 Hour +1 Lap)

Starting Grid

2:53.390 Tim SCHULTE Certainty Racing 410	- 20 -	427 BlueBerry Racing Dick VAN ELK
2:49.290 Rob NIEMAN Spirit Racing 402	- 19 -	401 Traxx Racing Team Chris VOET
2:48.123 Remco DE BEUS MWR Racing 306	- 18 -	499 Spirit Racing John VAN DER VOORT
2:43.634 Robin GREENHALGH Johan Kraan Motorsport 305	- 17 -	403 Racing Team Tappel Henk TAPPEL
2:42.478 Antoine MATTÉO Roke Racing 901	- 16 -	303 Veno Racing Maxime OOSTEN
2:39.449 Thomas WINKLER ITRIS Racing Team 127	- 15 -	208 JR Motorsport Ted VAN VLIET
2:37.008 Marcel VAN DE MAAT BS Racing Team 259	- 14 -	222 Blueberry Racing Ronald VAN LOON
2:36.803 Alfred WINKLER ITRIS Racing Team 128	- 13 -	119 Bergmann Motorsport Michael BERGMANN
2:34.966 Ruud OLIJ Stichting Euro Autosport 246	- 12 -	250 Bas Koeten Racing Oscar GRAPER
2:33.264 Jonas DE KIMPE DK-Racing powered by FMA 264	- 11 -	245 Harders Plaza Robert VAN DEN BERG
2:32.754 René STEENMETZ Ferry Monster Autosport 202	- 10 -	266 Ferry Monster Autosport Max VEELS
2:31.456 Dennis DE BORST Febo Racing Team 201	- 9 -	210 Ferry Monster Autosport Thijmen NABUURS
2:29.164 Pierre -Yves YVES PAQUE Speedlover 150	- 8 -	126 JJ Racing Jos JANSEN
2:28.150 Bob HERBER BODA Racing 102	- 7 -	914 BS Racing by Baticonsult Alain BERG
2:28.043 Floris DULLAART Certainty Racing 115	- 6 -	105 JR Motorsport Ward SLUYS
2:26.677 John DE WILDE Speedlover 103	- 5 -	107 Johan Kraan Motorsport Max WEERING
2:22.697 Neil PRIMROSE Neil Primrose Racing 844	- 4 -	809 Kraft Racing Tom BOONEN
2:19.864 Laurents HÖRR Team Clim Air 605	- 3 -	603 EDEKA Aschoff Racing Max ASCHOFF
2:18.590 Jean-Pierre PIERRE LEQUEUX Prime Racing 601	- 2 -	606 DKR Engineering Marcello MARATEOTTO
2:14.805 Stephan RUPP T2 Racing 657	- 1 -	807 Kraft Racing Stienes LONGIN

Pole

Stewards	Timekeeper:
----------	-------------



SUPERCAR CHALLENGE + GT&PROTO CH

SPA EURO RACE

RACE 1 (1 Hour + 1 Lap)

Final Classification

No Drivers	Team	Car	Cl.	Laps	Total Time	Gap	Kph	Best Lap		
								Lap	Time	Kph
1 603 M. ASCHOFF	EDEKA Aschoff Racing	Ginetta Nissan G58	LMP3	25	1:03:25.355	-	165.5	6	2:20.700	179.2
2 605 L. HÖRR/P. DECURTINS	Team Clim Air	Ligier LMP3	LMP3	25	1:03:26.365	+1.010	165.5	8	2:21.555	178.1
3 606 M. MARATEOTTO	DKR Engineering	Norma M30 LMP3	LMP3	25	1:03:45.059	+19.704	164.7	6	2:21.403	178.3
4 657 S. RUPP/V. CAPILLAIRE	T2 Racing	Ligier LMP3	LMP3	25	1:03:54.390	+29.035	164.3	21	2:19.651	180.6
5 601 J. PIERRE LEQUEUX/J. UEBERECKEN	Prime Racing	Ginetta Nissan G57	LMP3	25	1:04:21.990	+56.635	163.1	4	2:21.965	177.6
6 809 T. BOONEN/T. VERBERGT	Kraft Racing	Norma M20FC	CN	25	1:04:41.889	+1:16.534	162.3	11	2:24.809	174.1
7 807 S. LONGIN/E. MEUNIE	Kraft Racing	Norma M20FC	CN	25	1:05:52.306	+2:26.951	159.4	5	2:26.293	172.4
8 103 J. DE WILDE	Speedlover	Porsche 991 GT3 Cup	GT	24	1:04:48.559		156.9	6	2:30.007	168.1
9 115 F. DULLAART	Certainty Racing	Porsche 991 GT3 Cup	GT	24	1:04:16.232	1 Lap	156.8	5	2:29.776	168.3
10 105 W. SLUYS	JR Motorsport	BMW M4 Silhouette	GT	24	1:04:20.530	1 Lap	156.6	7	2:31.681	166.2
11 844 N. PRIMROSE/S. ALLPASS	Neil Primrose Racing	Norma M20FC	CN	24	1:04:28.904	1 Lap	156.3	22	2:29.083	169.1
12 126 J. JANSEN	JJ Racing	Porsche 991 GT3 Cup	GT	24	1:04:48.559	1 Lap	155.7	7	2:31.369	166.6
13 107 M. WEERING	Johan Kraan Motorsport	Lamborghini Super Trophée	GT	24	1:04:50.022	1 Lap	155.4	8	2:31.278	166.7
14 150 P. YVES PAQUE/G. PAISSE	Speedlover	Porsche 991 GT3 Cup	GT	24	1:05:10.488	1 Lap	154.6	6	2:32.952	164.9
15 127 T. WINKLER	ITRIS Racing Team	Porsche 991 GT3 Cup	GT	24	1:05:40.641	1 Lap	153.8	8	2:33.180	164.6
16 201 D. DE BORST/S. VAN OORD	Febo Racing Team	Leon Cupra TCR	SSP1	24	1:05:48.342	1 Lap	153.2	18	2:35.860	161.8
17 210 T. NABUURS/L. VAN RIET	Ferry Monster Autosport	Leon Cupra TCR	SSP1	24	1:05:57.105	1 Lap	152.8	6	2:35.482	162.2
18 202 R. STEENMETZ/S. POLDERMAN	Ferry Monster Autosport	Leon Cupra TCR	SSP1	23	1:03:35.067	2 Laps	151.9	6	2:35.135	162.5
19 914 A. BERG	BS Racing by Baticonsult	Radical SR3 RSX	SR3	23	1:03:35.613	2 Laps	151.9	16	2:32.146	165.7
20 266 M. VEELS/J. VAN DER ENDE	Ferry Monster Autosport	Leon Cupra TCR	SSP1	23	1:03:47.329	2 Laps	151.4	6	2:36.074	161.6
21 264 J. DE KIMPE/M. HUISMAN	DK-Racing powered by FMA	VW Golf TCR	SSP1	23	1:03:52.872	2 Laps	151.2	17	2:36.995	160.6
22 222 R. VAN LOON/L. VAN LOON	Blueberry Racing	BMW E46 M3	SSP1	23	1:04:12.819	2 Laps	150.4	7	2:37.780	159.8
23 250 O. GRAPER	Bas Koeten Racing	Audi RS3 TCR LMS	SSP1	23	1:04:35.835	2 Laps	149.5	7	2:37.824	159.8
24 245 R. VAN DEN BERG/B. VAN DEN BERG	Harders Plaza	BMW E90	SSP1	23	1:05:09.787	2 Laps	148.2	15	2:37.997	159.6
25 128 A. WINKLER	ITRIS Racing Team	Porsche 991 Cup	GT	23	1:06:09.555	2 Laps	146.0	7	2:41.272	156.3
26 119 M. BERGMANN/C. BERGMANN	Bergmann Motorsport	Porsche 991 GT3 Cup	GT	22	1:03:28.726	3 Laps	145.5	16	2:40.205	157.4
27 102 B. HERBER	BODA Racing	Porsche 991 GT3 Cup	GT	22	1:03:34.389	3 Laps	145.3	15	2:33.450	164.3
28 901 A. MATTÉO/H. GOURAUD	Roke Racing	Radical SR3RS	SR3	22	1:03:38.920	3 Laps	145.1	20	2:39.754	157.8
29 208 T. VAN VLIET	JR Motorsport	BMW E92 V8	SSP1	22	1:04:06.941	3 Laps	144.1	7	2:43.077	154.6
30 401 C. VOET/B. VAN DEN BROECK	Traxx Racing Team	Peugeot RCZ Cup	SP	21	1:03:28.629	4 Laps	138.9	19	2:50.181	148.2
31 402 R. NIEMAN	Spirit Racing	Renault Clio 1.6 Turbo	SP	21	1:03:32.422	4 Laps	138.8	19	2:50.343	148.0
32 410 T. SCHULTE/D. KOSTER	Certainty Racing	Renault Clio 4	SP	21	1:04:42.545	4 Laps	136.3	4	2:54.886	144.2
33 427 D. VAN ELK	BlueBerry Racing	Mazda MX-5	SP	21	1:07:20.037	4 Laps	131.0	3	3:00.635	139.6
34 305 R. GREENHALGH/J. GREENHALGH	Johan Kraan Motorsport	Saker	SSP2	20	1:04:20.570	5 Laps	130.5	7	2:43.479	154.2
35 303 M. OOSTEN/M. TEEKENS	Veno Racing	BMW Zilhouette	SSP2	19	55:12.645	6 Laps	144.5	6	2:42.862	154.8
36 499 J. VAN DER VOORT/S. VAN DER SLOOT	Spirit Racing	Renault Clio 1.6 Turbo	SP	19	1:06:01.326	6 Laps	120.8	13	2:52.674	146.0
Not classified										
259 M. VAN DE MAAT	BS Racing Team	BMW E46 GTR	SSP1	11	32:22.928			8	2:40.035	157.6
306 R. DE BEUS	MWR Racing	BMW E36 M3	SSP2	11	34:01.275			5	2:48.127	150.0
246 R. OLIJ	Stichting Euro Autosport	BMW E92 M3	SSP1	6	20:25.968			5	2:42.112	155.5
403 H. TAPPEL	Racing Team Tappel	BMW Zilhouette 2.0	SP							


Pole Position:	Stephan RUPP	2:14.805	187.0 Kph
Fastest Lap:	Lap 21 Stephan RUPP	2:19.651	180.6 Kph

10 SECONDS PENALTY TO CAR N° 250 DUE TO TRACK LIMITS
CARS 127, 128 AND 245 - DRIVE THROUGH PENALTY (30 SEC) DUE TO OVERTAKING DURING SC

Published at:

Track Status: **DRY**

Stewards	Timekeeper:
-----------------	--------------------



SUPERCAR CHALLENGE + GT&PROTO CH.

SPA EURO RACE

RACE 1 (1 Hour + 1 Lap)

Final Classification by Class


No Drivers	Team	Car	Laps	Total Time	Gap	Kph	Best Lap		
							Lap	Time	Kph
CN									
1 809 T. BOONEN / T. VERBERGT	Kraft Racing	Norma M20FC	25	1:04:41.889		162.3	11	2:24.809	174.1
2 807 S. LONGIN / E. MEUNIE	Kraft Racing	Norma M20FC	25	1:05:52.306	+1:10.417	159.4	5	2:26.293	172.4
3 844 N. PRIMROSE / S. ALLPASS	Neil Primrose Racing	Norma M20FC	24	1:04:28.904	1 Lap	156.3	22	2:29.083	169.1
GT									
1 103 J. DE WILDE	Speedlover	Porsche 991 GT3 Cup	24	1:04:14.074		156.9	6	2:30.007	168.1
2 115 F. DULLAART	Certainty Racing	Porsche 991 GT3 Cup	24	1:04:16.232	+2.158	156.8	5	2:29.776	168.3
3 105 W. SLUYS	JR Motorsport	BMW M4 Silhouette	24	1:04:20.530	+6.456	156.6	7	2:31.681	166.2
4 126 J. JANSEN	JJ Racing	Porsche 991 GT3 Cup	24	1:04:48.559	+34.485	155.5	7	2:31.369	166.6
5 107 M. WEERING	Johan Kraan Motorsport	Lamborghini Super Trophée	24	1:04:50.022	+35.948	155.4	8	2:31.278	166.7
6 150 P. YVES PAQUE / G. PAISSE	Speedlover	Porsche 991 GT3 Cup	24	1:05:10.488	+56.414	154.6	6	2:32.952	164.9
7 127 T. WINKLER	ITRIS Racing Team	Porsche 991 GT3 Cup	24	1:05:40.641	+1:26.567	153.5	8	2:33.180	164.6
8 128 A. WINKLER	ITRIS Racing Team	Porsche 991 Cup	23	1:06:09.555	1 Lap	146.0	7	2:41.272	156.3
9 119 M. BERGMANN / C. BERGMANN	Bergmann Motorsport	Porsche 991 GT3 Cup	22	1:03:28.726	2 Laps	145.5	16	2:40.205	157.4
10 102 B. HERBER	BODA Racing	Porsche 991 GT3 Cup	22	1:03:34.389	2 Laps	145.3	15	2:33.450	164.3
LMP3									
1 603 M. ASCHOFF	EDEKA Aschoff Racing	Ginetta Nissan G58	25	1:03:25.355		165.5	6	2:20.700	179.2
2 605 L. HÖRR / P. DECURTINS	Team Clim Air	Ligier LMP3	25	1:03:26.365	+1.010	165.5	8	2:21.555	178.1
3 606 M. MARATEOTTO	DKR Engineering	Norma M30 LMP3	25	1:03:45.059	+19.704	164.7	6	2:21.403	178.3
4 657 S. RUPP / V. CAPILLAIRE	T2 Racing	Ligier LMP3	25	1:03:54.390	+29.035	164.3	21	2:19.651	180.6
5 601 J. PIERRE LEQUEUX / J. UEBERECKEN	Prime Racing	Ginetta Nissan G57	25	1:04:21.990	+56.635	163.1	4	2:21.965	177.6
SP									
1 401 C. VOET / B. VAN DEN BROECK	Traxx Racing Team	Peugeot RCZ Cup	21	1:03:28.629		138.9	19	2:50.181	148.2
2 402 R. NIEMAN	Spirit Racing	Renault Clio 1.6 Turbo	21	1:03:32.422	+3.793	138.8	19	2:50.343	148.0
3 410 T. SCHULTE / D. KOSTER	Certainty Racing	Renault Clio 4	21	1:04:42.545	+1:13.916	136.3	4	2:54.886	144.2
4 427 D. VAN ELK	BlueBerry Racing	Mazda MX-5	21	1:07:20.037	+3:51.408	131.0	3	3:00.635	139.6
5 499 J. VAN DER VOORT / S. VAN DER SLOOT	Spirit Racing	Renault Clio 1.6 Turbo	19	1:06:01.326	2 Laps	120.8	13	2:52.674	146.0
■ <i>Not classified</i>									
403 H. TAPPEL	Racing Team Tappel	BMW Zilhouette 2.0							
SR3									
1 914 A. BERG	BS Racing by Baticonsult	Radical SR3 RSX	23	1:03:35.613		151.9	16	2:32.146	165.7
2 901 A. MATTÉO / H. GOURAUD	Roke Racing	Radical SR3RS	22	1:03:38.920	1 Lap	145.1	20	2:39.754	157.8
SSP1									
1 201 D. DE BORST / S. VAN OORD	Febo Racing Team	Leon Cupra TCR	24	1:05:48.342		153.2	18	2:35.860	161.8
2 210 T. NABUURS / L. VAN RIET	Ferry Monster Autosport	Leon Cupra TCR	24	1:05:57.105	+8.763	152.8	6	2:35.482	162.2
3 202 R. STEENMETZ / S. POLDERMAN	Ferry Monster Autosport	Leon Cupra TCR	23	1:03:35.067	1 Lap	151.9	6	2:35.135	162.5
4 266 M. VEELS / J. VAN DER ENDE	Ferry Monster Autosport	Leon Cupra TCR	23	1:03:47.329	1 Lap	151.4	6	2:36.074	161.6
5 264 J. DE KIMPE / M. HUISMAN	DK-Racing powered by FMA	VW Golf TCR	23	1:03:52.872	1 Lap	151.2	17	2:36.995	160.6
6 222 R. VAN LOON / L. VAN LOON	Blueberry Racing	BMW E46 M3	23	1:04:12.819	1 Lap	150.4	7	2:37.780	159.8
7 250 O. GRAPER	Bas Koeten Racing	Audi RS3 TCR LMS	23	1:04:35.835	1 Lap	149.5	7	2:37.824	159.8
8 245 R. VAN DEN BERG / B. VAN DEN BERG	Harders Plaza	BMW E90	23	1:05:09.787	1 Lap	148.2	15	2:37.997	159.6
9 208 T. VAN VLIET	JR Motorsport	BMW E92 V8	22	1:04:06.941	2 Laps	144.1	7	2:43.077	154.6
■ <i>Not classified</i>									
259 M. VAN DE MAAT	BS Racing Team	BMW E46 GTR	11	32:22.928			8	2:40.035	157.6
246 R. OLIJ	Stichting Euro Autosport	BMW E92 M3	6	20:25.968			5	2:42.112	155.5
SSP2									
1 305 R. GREENHALGH / J. GREENHALGH	Johan Kraan Motorsport	Saker	20	1:04:20.570		130.5	7	2:43.479	154.2
2 303 M. OOSTEN / M. TEEKENS	Veno Racing	BMW Zilhouette	19	55:12.645	1 Lap	144.5	6	2:42.862	154.8
■ <i>Not classified</i>									
306 R. DE BEUS	MWR Racing	BMW E36 M3	11	34:01.275			5	2:48.127	150.0

10 SECONDS PENALTY TO CAR N° 250 DUE TO TRACK LIMITS
CARS 127, 128 AND 245 - DRIVE THROUGH PENALTY (30 SEC) DUE TO OVERTAKING DURING SC

Published at:

Track Status: **DRY**

Stewards	Timekeeper:




SUPERCAR CHALLENGE + GT&PROTO CH.

SPA EURO RACE

RACE 1

Best Sector Times

Sector 1		Sector 2		Sector 3		No Team	Class	Ideal Lap	Best Lap	
No	Driver	Time	No	Driver	Time	No				
1	657 S.RUPP	39.245	809 T.BOONEN	1:03.657	605 L.HÖRR	36.001	1 657 T2 Racing	LMP3	2:19.333	2:19.651 (1)
2	603 M.ASCHOFF	39.547	657 S.RUPP	1:03.946	657 S.RUPP	36.142	2 603 EDEKA Aschoff Racing	LMP3	2:20.700	2:20.700 (2)
3	605 L.HÖRR	39.991	606 M.MARATEOTTO	1:04.846	603 M.ASCHOFF	36.173	3 605 Team Clim Air	LMP3	2:21.077	2:21.555 (4)
4	601 J.PIERRE LEQUEUX	40.025	603 M.ASCHOFF	1:04.980	601 J.PIERRE LEQUEUX	36.224	4 606 DKR Engineering	LMP3	2:21.403	2:21.403 (3)
5	606 M.MARATEOTTO	40.310	605 L.HÖRR	1:05.085	606 M.MARATEOTTO	36.247	5 601 Prime Racing	LMP3	2:21.831	2:21.965 (5)
6	115 F.DULLAART	41.610	807 S.LONGIN	1:05.200	807 S.LONGIN	37.670	6 809 Kraft Racing	CN	2:23.739	2:24.809 (6)
7	103 J.DE WILDE	41.611	601 J.PIERRE LEQUEUX	1:05.582	809 T.BOONEN	37.765	7 807 Kraft Racing	CN	2:25.248	2:26.293 (7)
8	150 P.YVES PAQUE	41.843	844 N.PRIMROSE	1:07.238	844 N.PRIMROSE	38.078	8 844 Neil Primrose Racing	CN	2:28.461	2:29.083 (8)
9	126 J.JANSEN	41.972	914 A.BERG	1:07.383	115 F.DULLAART	38.103	9 115 Certainty Racing	GT	2:29.475	2:29.776 (9)
10	102 B.HERBER	42.241	115 F.DULLAART	1:09.762	103 J.DE WILDE	38.313	10 103 Speedlover	GT	2:29.724	2:30.007 (10)
11	107 M.WEERING	42.241	103 J.DE WILDE	1:09.800	107 M.WEERING	38.466	11 105 JR Motorsport	GT	2:30.640	2:31.681 (13)
12	105 W.SLUYS	42.276	105 W.SLUYS	1:09.804	105 W.SLUYS	38.560	12 107 Johan Kraan Motorsport	GT	2:30.665	2:31.278 (11)
13	809 T.BOONEN	42.317	107 M.WEERING	1:09.958	126 J.JANSEN	38.669	13 126 JJ Racing	GT	2:31.067	2:31.369 (12)
14	807 S.LONGIN	42.378	102 B.HERBER	1:10.251	102 B.HERBER	38.929	14 102 BODA Racing	GT	2:31.421	2:33.450 (17)
15	844 N.PRIMROSE	43.145	126 J.JANSEN	1:10.426	150 P.YVES PAQUE	38.946	15 914 BS Racing by Baticonsult	SR3	2:31.632	2:32.146 (14)
16	210 T.NABUURS	43.968	901 A.MATTÉO	1:10.621	210 T.NABUURS	39.486	16 150 Speedlover	GT	2:32.251	2:32.952 (15)
17	202 R.STEENMETZ	43.985	202 R.STEENMETZ	1:10.744	201 D.DE BORST	39.543	17 210 Ferry Monster Autosport	SSP1	2:34.390	2:35.482 (19)
18	128 A.WINKLER	44.005	210 T.NABUURS	1:10.936	914 A.BERG	39.830	18 202 Ferry Monster Autosport	SSP1	2:34.567	2:35.135 (18)
19	201 D.DE BORST	44.036	150 P.YVES PAQUE	1:11.462	202 R.STEENMETZ	39.838	19 201 Febo Racing Team	SSP1	2:35.193	2:35.860 (20)
20	266 M.VEELS	44.350	266 M.VEELS	1:11.507	264 J.DE KIMPE	40.030	20 266 Ferry Monster Autosport	SSP1	2:35.916	2:36.074 (21)
21	914 A.BERG	44.419	201 D.DE BORST	1:11.614	266 M.VEELS	40.059	21 264 DK-Racing powered by FMA	SSP1	2:36.485	2:36.995 (22)
22	264 J.DE KIMPE	44.429	264 J.DE KIMPE	1:12.026	222 R.VAN LOON	40.265	22 222 Blueberry Racing	SSP1	2:37.451	2:37.780 (23)
23	222 R.VAN LOON	44.501	259 M.VAN DE MAAT	1:12.608	250 O.GRAPER	40.338	23 250 Bas Koeten Racing	SSP1	2:37.572	2:37.824 (24)
24	119 M.BERGMANN	44.537	250 O.GRAPER	1:12.660	245 R.VAN DEN BERG	40.439	24 245 Harders Plaza	SSP1	2:37.700	2:37.997 (25)
25	250 O.GRAPER	44.574	245 R.VAN DEN BERG	1:12.682	119 M.BERGMANN	40.648	25 901 Roke Racing	SR3	2:38.221	2:39.754 (26)
26	245 R.VAN DEN BERG	44.579	222 R.VAN LOON	1:12.685	259 M.VAN DE MAAT	40.655	26 259 BS Racing Team	SSP1	2:38.594	2:40.035 (27)
27	259 M.VAN DE MAAT	45.331	246 R.OLIJ	1:13.980	128 A.WINKLER	40.990	27 119 Bergmann Motorsport	GT	2:39.170	2:40.205 (28)
28	246 R.OLIJ	45.486	119 M.BERGMANN	1:13.985	901 A.MATTÉO	41.310	28 128 ITRIS Racing Team	GT	2:39.388	2:41.272 (29)
29	303 M.OOSTEN	46.071	208 T.VAN VLIET	1:14.042	246 R.OLIJ	41.458	29 246 Stichting Euro Autosport	SSP1	2:40.924	2:42.112 (30)
30	305 R.GREENHALGH	46.075	128 A.WINKLER	1:14.393	305 R.GREENHALGH	41.640	30 208 JR Motorsport	SSP1	2:42.198	2:43.077 (32)
31	901 A.MATTÉO	46.290	303 M.OOSTEN	1:14.579	303 M.OOSTEN	41.710	31 303 Venio Racing	SSP2	2:42.360	2:42.862 (31)
32	208 T.VAN VLIET	46.305	305 R.GREENHALGH	1:14.839	208 T.VAN VLIET	41.851	32 305 Johan Kraan Motorsport	SSP2	2:42.554	2:43.479 (33)
33	306 R.DE BEUS	47.814	306 R.DE BEUS	1:16.308	306 R.DE BEUS	43.458	33 306 MWR Racing	SSP2	2:47.580	2:48.127 (34)
34	402 R.NIEMAN	49.172	401 C.VOET	1:16.727	401 C.VOET	43.877	34 401 Traxx Racing Team	SP	2:49.939	2:50.181 (35)
35	401 C.VOET	49.335	402 R.NIEMAN	1:17.021	402 R.NIEMAN	44.150	35 402 Spirit Racing	SP	2:50.343	2:50.343 (36)
36	499 J.VAN DER VOORT	49.904	499 J.VAN DER VOORT	1:17.440	499 J.VAN DER VOORT	44.652	36 499 Spirit Racing	SP	2:51.996	2:52.674 (37)
37	410 T.SCHULTE	51.322	410 T.SCHULTE	1:17.991	410 T.SCHULTE	45.207	37 410 Certainty Racing	SP	2:54.520	2:54.886 (38)
38	427 D.VAN ELK	53.219	427 D.VAN ELK	1:19.020	427 D.VAN ELK	46.742	38 427 BlueBerry Racing	SP	2:58.981	3:00.635 (39)




SUPERCAR CHALLENGE + GT&PROTO CH.

SPA EURO RACE

RACE 1

Best Top Speed

Team	Car	Class	Top Speed Driver	Top 1		Top 2		Top 3		Top 4		Top 5		
				Kph	Lap	Kph	Lap	Kph	Lap	Kph	Lap	Kph	Lap	Avg
603 EDEKA Aschoff Racing	Ginetta Nissan G58	LMP3	M. ASCHOFF	272.7	23	271.4	21	270.7	25	270.7	9	270.7	24	271,2
657 T2 Racing	Ligier LMP3	LMP3	S. RUPP	272.0	22	270.7	21	270.7	20	269.3	17	268.0	25	270,1
601 Prime Racing	Ginetta Nissan G57	LMP3	J. PIERRE LEJEUNE	270.7	11	270.7	24	270.7	23	269.3	6	269.3	10	270,1
606 DKR Engineering	Norma M30 LMP3	LMP3	M. MARATEOTTO	266.0	25	264.7	17	264.7	13	264.1	6	263.4	18	264,6
605 Team Clim Air	Ligier LMP3	LMP3	L. HÖRR	262.8	23	262.1	18	262.1	19	261.5	15	260.2	8	261,7
126 JJ Racing	Porsche 991 GT3 Cup	GT	J. JANSEN	262.1	12	258.4	11	258.4	23	258.4	17	257.8	21	259,0
102 BODA Racing	Porsche 991 GT3 Cup	GT	B. HERBER	261.5	3	260.2	4	253.5	18	249.4	19	248.3	13	254,6
115 Certainty Racing	Porsche 991 GT3 Cup	GT	F. DULLAART	261.5	21	259.6	3	255.3	24	255.3	18	255.3	8	257,4
103 Speedlover	Porsche 991 GT3 Cup	GT	J. DE WILDE	260.9	23	260.9	3	259.0	21	258.4	7	257.8	22	259,4
150 Speedlover	Porsche 991 GT3 Cup	GT	P. YVES PAQUE	256.5	10	254.7	9	251.7	19	249.4	13	249.4	8	252,3
107 Johan Kraan Motorsport	Lamborghini Super Trophée	GT	M. WEERING	255.9	23	255.9	22	254.7	5	254.7	7	254.1	24	255,1
105 JR Motorsport	BMW M4 Silhouette	GT	W. SLUYS	250.6	24	250.6	23	250.6	20	250.0	15	250.0	5	250,4
119 Bergmann Motorsport	Porsche 991 GT3 Cup	GT	M. BERGMANN	246.6	20	246.0	21	244.9	19	243.8	10	239.5	14	244,2
202 Ferry Monster Autosport	Leon Cupra TCR	SSP1	R. STEENMETZ	243.8	4	242.2	5	239.5	23	238.9	9	238.4	22	240,6
210 Ferry Monster Autosport	Leon Cupra TCR	SSP1	T. NABUURS	243.8	21	243.2	17	242.7	18	242.7	5	242.7	11	243,0
201 Febo Racing Team	Leon Cupra TCR	SSP1	D. DE BORST	241.1	17	240.0	9	239.5	22	239.5	20	238.9	11	239,8
264 DK-Racing powered by FMA	VW Golf TCR	SSP1	J. DE KIMPE	241.1	21	238.4	17	237.4	23	236.8	11	236.8	22	238,1
222 Blueberry Racing	BMW E46 M3	SSP1	R. VAN LOON	240.0	12	238.9	22	238.4	6	238.4	11	237.4	21	238,6
245 Harders Plaza	BMW E90	SSP1	R. VAN DEN BERG	240.0	22	239.5	3	239.5	20	238.9	23	238.9	21	239,4
266 Ferry Monster Autosport	Leon Cupra TCR	SSP1	M. VEELS	240.0	20	240.0	19	237.9	9	236.3	22	236.3	18	238,1
250 Bas Koeten Racing	Audi RS3 TCR LMS	SSP1	O. GRAPER	239.5	23	239.5	21	238.9	9	238.9	6	237.9	20	238,9
807 Kraft Racing	Norma M20FC	CN	S. LONGIN	239.5	9	239.5	6	238.9	10	237.9	5	235.8	7	238,3
809 Kraft Racing	Norma M20FC	CN	T. BOONEN	236.8	11	235.8	12	235.3	22	234.8	20	234.8	6	235,5
128 ITRIS Racing Team	Porsche 991 Cup	GT	A. WINKLER	236.3	6	227.8	16	227.8	21	227.4	20	225.5	14	229,0
844 Neil Primrose Racing	Norma M20FC	CN	N. PRIMROSE	236.3	10	235.3	17	234.8	23	233.8	11	233.3	24	234,7
259 BS Racing Team	BMW E46 GTR	SSP1	M. VAN DE MAAT	235.8	6	235.8	7	234.8	11	234.3	4	234.3	10	235,0
246 Stichting Euro Autosport	BMW E92 M3	SSP1	R. OLIJ	235.3	3	234.8	6	231.8	5	223.6	4	210.9	2	227,3
208 JR Motorsport	BMW E92 V8	SSP1	T. VAN VLIET	232.3	19	230.8	22	229.8	6	229.8	7	229.3	18	230,4
305 Johan Kraan Motorsport	Saker	SSP2	R. GREENHALGH	228.3	9	227.8	4	227.8	5	225.5	11	225.5	8	227,0
303 Veno Racing	BMW Zilhouette	SSP2	M. OOSTEN	226.9	4	225.5	6	225.0	19	223.6	18	222.2	8	224,6
914 BS Racing by Baticonsult	Radical SR3 RSX	SR3	A. BERG	221.8	11	221.3	12	220.4	13	218.6	16	218.6	20	220,1
901 Roke Racing	Radical SR3RS	SR3	A. MATTÉO	211.4	6	210.5	5	210.1	22	210.1	21	210.1	15	210,4
306 MWR Racing	BMW E36 M3	SSP2	R. DE BEUS	210.5	11	207.7	9	204.2	10	203.4	3	202.2	8	205,6
402 Spirit Racing	Renault Clio 1.6 Turbo	SP	R. NIEMAN	210.1	19	208.9	9	208.1	20	208.1	18	208.1	17	208,7
401 Traxx Racing Team	Peugeot RCZ Cup	SP	C. VOET	208.1	13	206.5	9	206.5	21	206.5	19	206.1	20	206,7
499 Spirit Racing	Renault Clio 1.6 Turbo	SP	J. VAN DER WOUDE	204.5	15	201.9	14	201.5	12	201.5	11	201.1	13	202,1
410 Certainty Racing	Renault Clio 4	SP	T. SCHULTE	196.4	20	196.4	9	196.0	3	196.0	4	195.7	15	196,1
427 BlueBerry Racing	Mazda MX-5	SP	D. VAN ELK	187.2	3	186.2	15	185.9	4	185.6	8	184.9	9	186,0
127 ITRIS Racing Team	Porsche 991 GT3 Cup	GT	T. WINKLER											
403 Racing Team Tappel	BMW Zilhouette 2.0	SP												




SUPERCAR CHALLENGE + GT&PROTO CH

SPA EURO RACE

RACE 1

Fastest Lap Sequence

Elapsed	No	Team	Car	Class	Driver	Time	Kph	Lap
6:37.048	603	EDEKA Aschoff Racing	Ginetta Nissan G58	LMP3	Max ASCHOFF	4:06.050	102.5	2
6:39.321	657	T2 Racing	Ligier LMP3	LMP3	Stephan RUPP	4:04.728	103.0	2
6:39.770	606	DKR Engineering	Norma M30 LMP3	LMP3	Marcello MARATEOTTO	4:04.606	103.1	2
6:40.316	601	Prime Racing	Ginetta Nissan G57	LMP3	Jean-Pierre PIERRE LEQUEUX	4:04.539	103.1	2
6:42.525	102	BODA Racing	Porsche 991 GT3 Cup	GT	Bob HERBER	4:04.052	103.3	2
6:42.978	115	Certainty Racing	Porsche 991 GT3 Cup	GT	Floris DULLAART	4:03.714	103.5	2
6:44.268	807	Kraft Racing	Norma M20FC	CN	Stienes LONGIN	4:03.397	103.6	2
6:45.461	105	JR Motorsport	BMW M4 Silhouette	GT	Ward SLUYS	4:03.075	103.7	2
6:45.822	126	JJ Racing	Porsche 991 GT3 Cup	GT	Jos JANSEN	4:02.612	103.9	2
6:47.198	844	Neil Primrose Racing	Norma M20FC	CN	Neil PRIMROSE	4:02.417	104.0	2
6:47.251	150	Speedlover	Porsche 991 GT3 Cup	GT	Pierre -Yves YVES PAQUE	4:01.942	104.2	2
6:47.695	914	BS Racing by Baticonsult	Radical SR3 RSX	SR3	Alain BERG	4:01.210	104.5	2
6:48.644	201	Febo Racing Team	Leon Cupra TCR	SSP1	Dennis DE BORST	4:00.089	105.0	2
6:49.218	210	Ferry Monster Autosport	Leon Cupra TCR	SSP1	Thijmen NABUURS	3:59.431	105.3	2
6:49.730	202	Ferry Monster Autosport	Leon Cupra TCR	SSP1	René STEENMETZ	3:58.538	105.7	2
6:50.438	127	ITRIS Racing Team	Porsche 991 GT3 Cup	GT	Thomas WINKLER	3:57.799	106.0	2
6:51.864	128	ITRIS Racing Team	Porsche 991 Cup	GT	Alfred WINKLER	3:54.940	107.3	2
6:53.488	119	Bergmann Motorsport	Porsche 991 GT3 Cup	GT	Michael BERGMANN	3:54.850	107.4	2
6:53.865	222	Blueberry Racing	BMW E46 M3	SSP1	Ronald VAN LOON	3:53.669	107.9	2
6:54.247	259	BS Racing Team	BMW E46 GTR	SSP1	Marcel VAN DE MAAT	3:53.512	108.0	2
6:55.507	303	Veno Racing	BMW Zilhouette	SSP2	Maxime OOSTEN	3:53.136	108.2	2
6:55.982	305	Johan Kraan Motorsport	Saker	SSP2	Robin GREENHALGH	3:52.211	108.6	2
6:58.846	306	MWR Racing	BMW E36 M3	SSP2	Remco DE BEUS	3:49.731	109.8	2
6:59.548	402	Spirit Racing	Renault Clio 1.6 Turbo	SP	Rob NIEMAN	3:46.241	111.4	2
7:01.144	499	Spirit Racing	Renault Clio 1.6 Turbo	SP	John VAN DER VOORT	3:41.802	113.7	2
7:01.475	401	Traxx Racing Team	Peugeot RCZ Cup	SP	Chris VOET	3:41.485	113.8	2
7:01.729	410	Certainty Racing	Renault Clio 4	SP	Tim SCHULTE	3:41.288	113.9	2
7:02.751	427	BlueBerry Racing	Mazda MX-5	SP	Dick VAN ELK	3:36.096	116.7	2
7:12.059	107	Johan Kraan Motorsport	Lamborghini Super Thropeo	GT	Max WEERING	2:32.085	165.8	2
9:00.127	603	EDEKA Aschoff Racing	Ginetta Nissan G58	LMP3	Max ASCHOFF	2:23.079	176.2	3
11:22.922	603	EDEKA Aschoff Racing	Ginetta Nissan G58	LMP3	Max ASCHOFF	2:22.795	176.6	4
11:26.479	601	Prime Racing	Ginetta Nissan G57	LMP3	Jean-Pierre PIERRE LEQUEUX	2:21.965	177.6	4
16:05.635	603	EDEKA Aschoff Racing	Ginetta Nissan G58	LMP3	Max ASCHOFF	2:20.700	179.2	6
54:23.519	657	T2 Racing	Ligier LMP3	LMP3	Stephan RUPP	2:19.651	180.6	21



SUPERCAR CHALLENGE + GT&PROTO CH, SPA EURO RACE RACE 1


Analysis by lap

Lapped ■

No	Lap Time	Gap	No	Lap Time	Gap	No	Lap Time	Gap	No	Lap Time	Gap	No	Lap Time	Gap
264	2:37.961	2 Laps	210	2:38.439	1 Lap									
606	2:26.556	22.468	499	8:14.392	6 Laps									
208	2:44.721	3 Laps	427	3:56.919	4 Laps									
657	2:23.987	35.179												
222	2:40.984	2 Laps												
103	2:32.094	1 Lap												
410	2:57.430	4 Laps												
115	2:32.851	1 Lap												
250	2:40.887	2 Laps												
105	2:32.774	1 Lap												
601	2:27.443	58.946												
844	2:31.027	1 Lap												
245	2:39.576	2 Laps												
126	2:31.859	1 Lap												
809	2:26.838	1:19.726												
107	2:32.286	1 Lap												
127	2:35.203	1 Lap												
150	2:34.293	1 Lap												
128	2:42.151	2 Laps												
201	2:37.154	1 Lap												
210	2:37.491	1 Lap												
807	2:33.288	2:22.798												
427	3:05.027	4 Laps												

Lap 25

603	2:29.157	
605	2:28.708	1.010
401	2:52.078	4 Laps
119	2:45.302	3 Laps
402	2:52.751	4 Laps
102	2:35.417	3 Laps
202	2:40.464	2 Laps
914	2:40.003	2 Laps
901	2:39.906	3 Laps
606	2:26.393	19.704
266	2:38.367	2 Laps
264	2:37.647	2 Laps
657	2:23.013	29.035
208	2:45.119	3 Laps
222	2:40.096	2 Laps
103	2:33.272	1 Lap
115	2:32.769	1 Lap
105	2:33.305	1 Lap
305	3:51.402	5 Laps
601	2:26.846	56.635
250	2:40.790	2 Laps
844	2:33.653	1 Lap
245	2:41.742	2 Laps
809	2:25.965	1:16.534
410	2:59.426	4 Laps
126	2:32.828	1 Lap
107	2:31.486	1 Lap
150	2:36.082	1 Lap
127	2:36.272	1 Lap
128	2:43.174	2 Laps
201	2:37.597	1 Lap
807	2:33.310	2:26.951



SUPERCAR CHALLENGE + GT&PROTO CH

SPA EURO RACE

RACE 1

Sector Analysis

■ Personal Best ■ Session Best B Crossing the finish line in the pit lane

Lap	D	Time	Sector 1	Sector 2	Sector 3	T.Spd	Elapsed	Lap	D	Time	Sector 1	Sector 2	Sector 3	T.Spd	Elapsed
12	1	2:40.102	B 43.372	1:09.488	47.242	227.4	32:36.858	17	1	2:32.608	44.537	1:08.241	39.830	215.6	47:42.275
13	1	3:57.748	2:09.631	1:08.741	39.376	228.3	36:34.606	18	1	2:37.251	44.911	1:11.664	40.676	216.9	50:19.526
14	1	2:34.512	43.674	1:11.451	39.387	210.5	39:09.118	19	1	2:44.420	45.289	1:16.112	43.019	210.5	53:03.946
15	1	2:36.534	43.846	1:13.129	39.559	232.3	41:45.652	20	1	2:33.409	44.724	1:08.530	40.155	218.6	55:37.355
16	1	2:32.345	44.159	1:08.978	39.208	230.3	44:17.997	21	1	2:38.234	44.815	1:12.159	41.260	215.1	58:15.589
17	1	2:32.829	43.265	1:09.544	40.020	235.3	46:50.826	22	1	2:40.021	45.562	1:12.880	41.579	217.3	1:00:55.610
18	1	2:33.953	44.137	1:08.768	41.048	228.8	49:24.779	23	1	2:40.003	45.998	1:12.639	41.366	205.7	1:03:35.613
19	1	2:30.639	43.954	1:08.607	38.078	231.8	51:55.418								
20	1	2:29.343	43.379	1:07.238	38.726	230.3	54:24.761								
21	1	2:30.380	43.215	1:07.944	39.221	232.8	56:55.141								
22	1	2:29.083	43.234	1:07.282	38.567	232.8	59:24.224								
23	1	2:31.027	43.145	1:07.870	40.012	234.8	1:01:55.251								
24	1	2:33.653	43.843	1:08.748	41.062	233.3	1:04:28.904								

901 Roke Racing

1. Antoine MATTÉO
2. Hector GOURAUD

Radical SR3RS
SR3


1	1	3:04.709	1:01.400	1:17.402	45.907		3:04.709
2	1	3:53.162	1:22.396	1:25.268	1:05.498	124.9	6:57.871
3	1	2:43.509	48.564	1:12.341	42.604	206.1	9:41.380
4	1	2:47.029	49.277	1:14.416	43.336	207.7	12:28.409
5	1	2:43.623	47.207	1:13.177	43.239	210.5	15:12.032
6	1	2:43.988	46.804	1:14.899	42.285	211.4	17:56.020
7	1	2:43.395	46.833	1:13.545	43.017	208.1	20:39.415
8	1	2:43.793	46.774	1:13.770	43.249	208.5	23:23.208
9	1	2:41.880	47.043	1:11.891	42.946	207.3	26:05.088
10	1	2:50.996	B 47.130	1:11.206	52.660	206.9	28:56.084
11	1	4:46.759	2:49.191	1:14.425	43.143	198.5	33:42.843
12	1	2:47.540	48.833	1:15.751	42.956	206.9	36:30.383
13	1	2:47.240	47.358	1:16.408	43.474	207.7	39:17.623
14	1	2:44.202	46.738	1:14.628	42.836	208.9	42:01.825
15	1	2:44.407	47.394	1:14.316	42.697	210.1	44:46.232
16	1	2:43.965	46.947	1:13.362	43.656	200.4	47:30.197
17	1	2:42.648	47.158	1:12.663	42.827	191.5	50:12.845
18	1	2:41.848	46.905	1:12.824	42.119	208.5	52:54.693
19	1	2:42.814	46.572	1:12.583	43.659	202.6	55:37.507
20	1	2:39.754	46.837	1:11.607	41.310	209.3	58:17.261
21	1	2:41.753	46.347	1:10.621	44.785	210.1	1:00:59.014
22	1	2:39.906	46.290	1:11.203	42.413	210.1	1:03:38.920

914 BS Racing by Baticonsult

1. Alain BERG

Radical SR3 RSX
SR3

1	1	2:46.485	48.648	1:14.202	43.635		2:46.485
2	1	4:01.210	1:22.092	1:33.503	1:05.615	127.2	6:47.695
3	1	2:43.191	46.267	1:16.351	40.573	205.3	9:30.886
4	1	2:36.166	44.861	1:10.835	40.470	212.2	12:07.052
5	1	2:36.387	45.221	1:11.053	40.113	215.6	14:43.439
6	1	2:35.999	45.167	1:10.690	40.142	215.6	17:19.438
7	1	2:37.162	45.745	1:10.869	40.548	213.9	19:56.600
8	1	2:35.813	45.244	1:10.328	40.241	213.9	22:32.413
9	1	2:43.815	44.920	1:11.229	47.666	218.2	25:16.228
10	1	2:40.838	47.513	1:12.130	41.195	210.5	27:57.066
11	1	2:38.735	B 44.664	1:07.731	46.340	221.8	30:35.801
12	1	3:56.692	2:05.120	1:11.345	40.227	221.3	34:32.493
13	1	2:55.745	45.308	1:29.636	40.801	220.4	37:28.238
14	1	2:34.748	45.260	1:08.901	40.587	215.1	40:02.986
15	1	2:34.535	44.832	1:09.843	39.860	215.1	42:37.521
16	1	2:32.146	44.419	1:07.383	40.344	218.6	45:09.667



SUPERCAR CHALLENGE + GT&PROTO CH.
Amended 2
SPA EURO RACE
RACE 2 (1 Hour +1 Lap)
Starting Grid

Antoine MATTÉO	Roke Racing	901	- 20 -		
Thomas WINKLER	ITRIS Racing Team	127	- 19 -	427	BlueBerry Racing Dick VAN ELK
2:54.117					2:56.439
Tim SCHULTE	Certainty Racing	410	- 18 -	401	Traxx Racing Team Chris VOET
2:49.177					2:49.473
Remco DE BEUS	MWR Racing	306	- 17 -	402	Spirit Racing Rob NIEMAN
2:44.967					2:48.703
Maxime OOSTEN	Veno Racing	303	- 16 -	499	Spirit Racing John VAN DER VOORT
2:43.644					2:44.130
Ted VAN VLIET	JR Motorsport	208	- 15 -	305	Johan Kraan Motorsport Robin GREENHALGH
2:37.416					2:41.095
Alfred WINKLER	ITRIS Racing Team	128	- 14 -	245	Harders Plaza Robert VAN DEN BERG
2:37.119					2:37.289
Marcel VAN DE MAAT	BS Racing Team	259	- 13 -	222	Blueberry Racing Ronald VAN LOON
2:36.829					2:37.062
Oscar GRAPER	Bas Koeten Racing	250	- 12 -	119	Bergmann Motorsport Michael BERGMANN
2:34.016					2:35.013
Jonas DE KIMPE	DK-Racing powered by FMA	264	- 11 -	246	Stichting Euro Autosport Ruud OLIJ
2:32.792					2:33.369
René STEENMETZ	Ferry Monster Autosport	202	- 10 -	266	Ferry Monster Autosport Max VEELS
2:31.923					2:31.979
Dennis DE BORST	Febo Racing Team	201	- 9 -	210	Ferry Monster Autosport Thijmen NABUURS
2:29.993					2:31.204
John DE WILDE	Speedlover	103	- 8 -	126	JJ Racing Jos JANSEN
2:29.304					2:29.469
Alain BERG	BS Racing by Baticonsult	914	- 7 -	150	Speedlover Pierre -Yves YVES PAQUE
2:28.575					2:28.707
Floris DULLAART	Certainty Racing	115	- 6 -	102	BODA Racing Bob HERBER
2:27.584					2:28.299
Max WEERING	Johan Kraan Motorsport	107	- 5 -	105	JR Motorsport Ward SLUYS
2:23.554					2:25.339
Neil PRIMROSE	Neil Primrose Racing	844	- 4 -	809	Kraft Racing Tom BOONEN
2:20.296					2:19.015
Pieder DECURTINS	Team Clim Air	605	- 3 -	606	DKR Engineering Marcello MARATEOTTO
2:19.244					2:20.062
Jean-Pierre PIERRE LEQUEUX	Prime Racing	601	- 2 -	603	EDEKA Aschoff Racing Max ASCHOFF
2:15.809					2:18.900
Stephan RUPP	T2 Racing	657	- 1 -	807	Kraft Racing Stienes LONGIN



Pole

Stewards	Timekeeper:
----------	-------------



SUPERCAR CHALLENGE + GT&PROTO CHA

SPA EURO RACE

RACE 2 (1 Hour + 1 Lap)

Final Classification

No Drivers	Team	Car	Cl.	Laps	Total Time	Gap	Kph	Best Lap		
								Lap	Time	Kph
1 606 M. MARATEOTTO/L. HÖRR	DKR Engineering	Norma M30 LMP3	LMP3	25	1:03:35.130	-	165.1	22	2:21.969	177.6
2 601 J. PIERRE LEQUEUX/J. UEBERECKEN	Prime Racing	Ginetta Nissan G57	LMP3	25	1:03:35.250	+0.120	165.1	5	2:22.841	176.5
3 657 S. RUPP/V. CAPILLAIRE	T2 Racing	Ligier LMP3	LMP3	25	1:03:36.902	+1.772	165.0	16	2:20.057	180.0
4 603 M. ASCHOFF	EDEKA Aschoff Racing	Ginetta Nissan G58	LMP3	25	1:03:54.809	+19.679	164.3	4	2:22.333	177.1
5 807 S. LONGIN/E. MEUNIE	Kraft Racing	Norma M20FC	CN	25	1:03:55.186	+20.056	164.2	11	2:23.040	176.3
6 809 T. BOONEN/T. VERBERGT	Kraft Racing	Norma M20FC	CN	25	1:04:47.037	+1:11.907	162.1	20	2:24.463	174.5
7 605 P. DECURTINS/.	Team Clim Air	Ligier LMP3	LMP3	25	1:05:02.522	+1:27.392	161.4	18	2:25.831	172.9
8 844 N. PRIMROSE/S. ALLPASS	Neil Primrose Racing	Norma M20FC	CN	25	1:05:54.643	+2:19.513	159.3	9	2:26.267	172.4
9 115 F. DULLAART	Certainty Racing	Porsche 991 GT3 Cup	GT	24	1:04:35.290	1 Lap	156.0	18	2:30.835	167.2
10 107 M. WEERING	Johan Kraan Motorsport	Lamborghini Super Trophée	GT	24	1:05:03.834	1 Lap	154.9	12	2:30.993	167.0
11 150 P. YVES PAQUE/G. PAISSE	Speedlover	Porsche 991 GT3 Cup	GT	24	1:05:04.204	1 Lap	154.9	6	2:32.123	165.7
12 126 J. JANSEN	JJ Racing	Porsche 991 GT3 Cup	GT	24	1:05:14.421	1 Lap	154.5	6	2:32.437	165.4
13 914 A. BERG	BS Racing by Baticonsult	Radical SR3 RSX	SR3	24	1:05:42.607	1 Lap	153.4	15	2:32.071	165.8
14 201 D. DE BORST/S. VAN OORD	Febo Racing Team	Leon Cupra TCR	SSP1	23	1:04:05.758	2 Laps	150.7	11	2:37.149	160.4
15 103 J. DE WILDE	Speedlover	Porsche 991 GT3 Cup	GT	23	1:04:10.193	2 Laps	150.5	7	2:32.214	165.6
16 259 M. VAN DE MAAT	BS Racing Team	BMW E46 GTR	SSP1	23	1:04:10.559	2 Laps	150.5	7	2:38.303	159.3
17 250 O. GRAPER	Bas Koeten Racing	Audi RS3 TCR LMS	SSP1	23	1:04:13.024	2 Laps	150.4	14	2:37.855	159.7
18 245 R. VAN DEN BERG/B. VAN DEN BERG	Harders Plaza	BMW E90	SSP1	23	1:04:24.057	2 Laps	150.0	10	2:37.602	160.0
19 105 W. SLUYS	JR Motorsport	BMW M4 Silhouette	GT	23	1:04:31.128	2 Laps	149.7	6	2:31.811	166.1
20 119 M. BERGMANN/C. BERGMANN	Bergmann Motorsport	Porsche 991 GT3 Cup	GT	23	1:05:13.952	2 Laps	148.1	6	2:38.771	158.8
21 901 A. MATTÉO/H. GOURAUD	Rohe Racing	Radical SR3RS	SR3	23	1:05:52.881	2 Laps	146.6	23	2:38.929	158.7
22 102 B. HERBER	BODA Racing	Porsche 991 GT3 Cup	GT	22	1:01:22.218	3 Laps	150.5	15	2:32.512	165.3
23 128 A. WINKLER	ITRIS Racing Team	Porsche 991 Cup	GT	22	1:04:00.497	3 Laps	144.3	17	2:43.356	154.4
24 208 T. VAN VLIET	JR Motorsport	BMW E92 V8	SSP1	22	1:04:17.807	3 Laps	143.7	18	2:45.217	152.6
25 305 R. GREENHALGH/J. GREENHALGH	Johan Kraan Motorsport	Saker	SSP2	22	1:04:49.084	3 Laps	142.5	7	2:42.702	155.0
26 306 R. DE BEUS	MWR Racing	BMW E36 M3	SSP2	22	1:06:30.517	3 Laps	138.9	4	2:51.241	147.2
27 264 J. DE KIMPE/M. HUISMAN	DK-Racing powered by FMA	VW Golf TCR	SSP1	21	58:49.046	4 Laps	149.9	13	2:37.525	160.1
28 402 R. NIEMAN	Spirit Racing	Renault Clio 1.6 Turbo	SP	21	1:04:07.484	4 Laps	137.5	12	2:52.873	145.9
29 499 J. VAN DER VOORT/S. VAN DER SLOOT	Spirit Racing	Renault Clio 1.6 Turbo	SP	21	1:04:38.575	4 Laps	136.4	13	2:53.204	145.6
30 410 T. SCHULTE/D. KOSTER	Certainty Racing	Renault Clio 4	SP	21	1:04:46.478	4 Laps	136.1	17	2:55.763	143.5
31 401 C. VOET/B. VAN DEN BROECK	Traxx Racing Team	Peugeot RCZ Cup	SP	21	1:05:00.195	4 Laps	135.6	8	2:52.988	145.8
32 303 M. OOSTEN/M. TEEKENS	Veno Racing	BMW Zilhouette	SSP2	20	58:45.893	5 Laps	142.9	3	2:44.633	153.2
33 427 D. VAN ELK	BlueBerry Racing	Mazda MX-5	SP	18	1:04:33.667	7 Laps	117.1	13	3:03.945	137.1

Not classified

210 T. NABUURS/L. VAN RIET	Ferry Monster Autosport	Leon Cupra TCR	SSP1	16	47:18.529			6	2:35.257	162.4
127 T. WINKLER	ITRIS Racing Team	Porsche 991 GT3 Cup	GT	13	37:48.373			6	2:34.853	162.8
202 R. STEENMETZ/S. POLDERMAN	Ferry Monster Autosport	Leon Cupra TCR	SSP1	2	10:39.710					
222 R. VAN LOON/L. VAN LOON	Blueberry Racing	BMW E46 M3	SSP1	1	3:11.890					
266 M. VEELS/J. VAN DER ENDE	Ferry Monster Autosport	Leon Cupra TCR	SSP1	1	7:16.750					
246 R. OLIJ	Stichting Euro Autosport	BMW E92 M3	SSP1							


Pole Position:	Stephan RUPP	2:15.809	
Fastest Lap:	Lap 16 Stephan RUPP	2:20.057	180.0 Kph

CARS 115 - 245 - 305 PENALTY OF 10 SECONDS DUE TO TRACK LIMITS
CAR 305 PENALTY OF 20 SECONDS DUE TO TRACK LIMITS

Published at:

Track Status: **DRY**

Stewards	Timekeeper:
-----------------	--------------------



SUPERCAR CHALLENGE + GT&PROTO CH

SPA EURO RACE

RACE 2 (1 Hour + 1 Lap)

Final Classification by Class

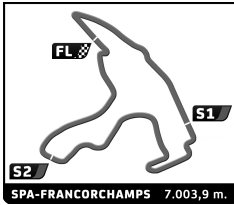
No Drivers	Team	Car	Laps	Total Time	Gap	Kph	Best Lap		
							Lap	Time	Kph
CN									
1 807 S. LONGIN / E. MEUNIE	Kraft Racing	Norma M20FC	25	1:03:55.186		164.2	11	2:23.040	176.3
2 809 T. BOONEN / T. VERBERGT	Kraft Racing	Norma M20FC	25	1:04:47.037	+51.851	162.1	20	2:24.463	174.5
3 844 N. PRIMROSE / S. ALLPASS	Neil Primrose Racing	Norma M20FC	25	1:05:54.643	+1'59.457	159.3	9	2:26.267	172.4
GT									
1 115 F. DULLAART	Certainty Racing	Porsche 991 GT3 Cup	24	1:04:35.290		156.0	18	2:30.835	167.2
2 107 M. WEERING	Johan Kraan Motorsport	Lamborghini Super Trophée	24	1:05:03.834	+28.544	154.9	12	2:30.993	167.0
3 150 P. YVES PAQUE / G. PAISSE	Speedlover	Porsche 991 GT3 Cup	24	1:05:04.204	+28.914	154.9	6	2:32.123	165.7
4 126 J. JANSEN	JJ Racing	Porsche 991 GT3 Cup	24	1:05:14.421	+39.131	154.5	6	2:32.437	165.4
5 103 J. DE WILDE	Speedlover	Porsche 991 GT3 Cup	23	1:04:10.193	1 Lap	150.5	7	2:32.214	165.6
6 105 W. SLUYS	JR Motorsport	BMW M4 Silhouette	23	1:04:31.128	1 Lap	149.7	6	2:31.811	166.1
7 119 M. BERGMANN / C. BERGMANN	Bergmann Motorsport	Porsche 991 GT3 Cup	23	1:05:13.952	1 Lap	148.1	6	2:38.771	158.8
8 102 B. HERBER	BODA Racing	Porsche 991 GT3 Cup	22	1:01:22.218	2 Laps	150.5	15	2:32.512	165.3
9 128 A. WINKLER	ITRIS Racing Team	Porsche 991 Cup	22	1:04:00.497	2 Laps	144.3	17	2:43.356	154.4
■ <i>Not classified</i>									
127 T. WINKLER	ITRIS Racing Team	Porsche 991 GT3 Cup	13	37:48.373			6	2:34.853	162.8
LMP3									
1 606 M. MARATEOTTO / L. HÖRR	DKR Engineering	Norma M30 LMP3	25	1:03:35.130		165.1	22	2:21.969	177.6
2 601 J. PIERRE LEQUEUX / J. UEBERECKEN	Prime Racing	Ginetta Nissan G57	25	1:03:35.250	+0.120	165.1	5	2:22.841	176.5
3 657 S. RUPP / V. CAPILLAIRE	T2 Racing	Ligier LMP3	25	1:03:36.902	+1.772	165.0	16	2:20.057	180.0
4 603 M. ASCHOFF	EDEKA Aschoff Racing	Ginetta Nissan G58	25	1:03:54.809	+19.679	164.3	4	2:22.333	177.1
5 605 P. DECURTINS / .	Team Clim Air	Ligier LMP3	25	1:05:02.522	+1'27.392	161.4	18	2:25.831	172.9
SP									
1 402 R. NIEMAN	Spirit Racing	Renault Clio 1.6 Turbo	21	1:04:07.484		137.5	12	2:52.873	145.9
2 499 J. VAN DER VOORT / S. VAN DER SLOOT	Spirit Racing	Renault Clio 1.6 Turbo	21	1:04:38.575	+31.091	136.4	13	2:53.204	145.6
3 410 T. SCHULTE / D. KOSTER	Certainty Racing	Renault Clio 4	21	1:04:46.478	+38.994	136.1	17	2:55.763	143.5
4 401 C. VOET / B. VAN DEN BROECK	Traxx Racing Team	Peugeot RCZ Cup	21	1:05:00.195	+52.711	135.6	8	2:52.988	145.8
5 427 D. VAN ELK	BlueBerry Racing	Mazda MX-5	18	1:04:33.667	3 Laps	117.1	13	3:03.945	137.1
SR3									
1 914 A. BERG	BS Racing by Baticonsult	Radical SR3 RSX	24	1:05:42.607		153.4	15	2:32.071	165.8
2 901 A. MATTÉO / H. GOURAUD	Roke Racing	Radical SR3RS	23	1:05:52.881	1 Lap	146.6	23	2:38.929	158.7
SSP1									
1 201 D. DE BORST / S. VAN OORD	Febo Racing Team	Leon Cupra TCR	23	1:04:05.758		150.7	11	2:37.149	160.4
2 259 M. VAN DE MAAT	BS Racing Team	BMW E46 GTR	23	1:04:10.559	+4.801	150.5	7	2:38.303	159.3
3 250 O. GRAPER	Bas Koeten Racing	Audi RS3 TCR LMS	23	1:04:13.024	+7.266	150.4	14	2:37.855	159.7
4 245 R. VAN DEN BERG / B. VAN DEN BERG	Harders Plaza	BMW E90	23	1:04:24.057	+18.299	150.0	10	2:37.602	160.0
5 208 T. VAN VLIET	JR Motorsport	BMW E92 V8	22	1:04:17.807	1 Lap	143.7	18	2:45.217	152.6
6 264 J. DE KIMPE / M. HUISMAN	DK-Racing powered by FMA	VW Golf TCR	21	58:49.046	2 Laps	149.9	13	2:37.525	160.1
■ <i>Not classified</i>									
210 T. NABUURS / L. VAN RIET	Ferry Monster Autosport	Leon Cupra TCR	16	47:18.529			6	2:35.257	162.4
202 R. STEENMETZ / S. POLDERMAN	Ferry Monster Autosport	Leon Cupra TCR	2	10:39.710					
222 R. VAN LOON / L. VAN LOON	Blueberry Racing	BMW E46 M3	1	3:11.890					
266 M. VEELS / J. VAN DER ENDE	Ferry Monster Autosport	Leon Cupra TCR	1	7:16.750					
246 R. OLIJ	Stichting Euro Autosport	BMW E92 M3							
SSP2									
1 305 R. GREENHALGH / J. GREENHALGH	Johan Kraan Motorsport	Saker	22	1:04:49.084		142.5	7	2:42.702	155.0
2 306 R. DE BEUS	MWR Racing	BMW E36 M3	22	1:06:30.517	+1'41.433	138.9	4	2:51.241	147.2
3 303 M. OOSTEN / M. TEEKENS	Veno Racing	BMW Zilhouette	20	58:45.893	2 Laps	142.9	3	2:44.633	153.2

CARS 115 - 245 - 305 PENALTY OF 10 SECONDS DUE TO TRACK LIMITS
CAR 305 PENALTY OF 20 SECONDS DUE TO TRACK LIMITS

Published at:

Track Status: **DRY**

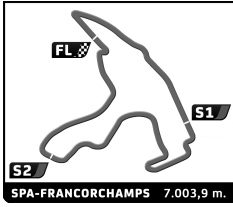
Stewards	Timekeeper:



SUPERCAR CHALLENGE + GT&PROTO CH. SPA EURO RACE RACE 2

Best Sector Times

Sector 1		Sector 2		Sector 3		No Team	Class	Ideal Lap	Best Lap		
No Driver	Time	No Driver	Time	No Driver	Time						
1	657 S.RUPP	39.366	807 S.LONGIN	1:02.858	657 S.RUPP	35.741	1	657 T2 Racing	LMP3	2:19.386	2:20.057 (1)
2	606 M.MARATEOTTO	40.013	657 S.RUPP	1:04.279	603 M.ASCHOFF	36.022	2	606 DKR Engineering	LMP3	2:20.564	2:21.969 (2)
3	601 J.PIERRE LEQUEUX	40.173	606 M.MARATEOTTO	1:04.399	606 M.MARATEOTTO	36.152	3	603 EDEKA Aschoff Racing	LMP3	2:21.125	2:22.333 (3)
4	603 M.ASCHOFF	40.173	809 T.BOONEN	1:04.421	601 J.PIERRE LEQUEUX	36.227	4	4807 Kraft Racing	CN	2:21.768	2:23.040 (5)
5	605 P.DECURTINS	41.542	603 M.ASCHOFF	1:04.930	807 S.LONGIN	37.057	5	601 Prime Racing	LMP3	2:22.291	2:22.841 (4)
6	115 F.DULLAART	41.720	601 J.PIERRE LEQUEUX	1:05.891	809 T.BOONEN	37.457	6	6809 Kraft Racing	CN	2:24.256	2:24.463 (6)
7	807 S.LONGIN	41.853	605 P.DECURTINS	1:06.024	844 N.PRIMROSE	37.489	7	7605 Team Clim Air	LMP3	2:25.092	2:25.831 (7)
8	844 N.PRIMROSE	41.924	844 N.PRIMROSE	1:06.112	605 P.DECURTINS	37.526	8	844 Neil Primrose Racing	CN	2:25.525	2:26.267 (8)
9	126 J.JANSEN	42.035	914 A.BERG	1:07.382	107 M.WEERING	38.439	9	9115 Certainty Racing	GT	2:30.426	2:30.835 (9)
10	150 P.YVES PAQUE	42.083	901 A.MATTÉO	1:09.623	115 F.DULLAART	38.439	10	10107 Johan Kraan Motorsport	GT	2:30.769	2:30.993 (10)
11	102 B.HERBER	42.092	105 W.SLUYS	1:09.767	103 J.DE WILDE	38.559	11	11126 JJ Racing	GT	2:31.321	2:32.437 (15)
12	103 J.DE WILDE	42.164	107 M.WEERING	1:09.887	105 W.SLUYS	38.749	12	12105 JR Motorsport	GT	2:31.356	2:31.811 (11)
13	809 T.BOONEN	42.378	115 F.DULLAART	1:10.267	126 J.JANSEN	38.834	13	13914 BS Racing by Baticonsult	SR3	2:31.540	2:32.071 (12)
14	107 M.WEERING	42.443	126 J.JANSEN	1:10.452	102 B.HERBER	38.860	14	14103 Speedlover	GT	2:31.543	2:32.214 (14)
15	105 W.SLUYS	42.840	150 P.YVES PAQUE	1:10.793	150 P.YVES PAQUE	38.882	15	15150 Speedlover	GT	2:31.758	2:32.123 (13)
16	127 T.WINKLER	42.901	103 J.DE WILDE	1:10.820	127 T.WINKLER	39.590	16	16102 BODA Racing	GT	2:31.800	2:32.512 (16)
17	210 T.NABUURS	44.269	102 B.HERBER	1:10.848	914 A.BERG	39.596	17	17127 ITRIS Racing Team	GT	2:34.293	2:34.853 (17)
18	201 D.DE BORST	44.411	210 T.NABUURS	1:10.892	210 T.NABUURS	39.865	18	18210 Ferry Monster Autosport	SSP1	2:35.026	2:35.257 (18)
19	128 A.WINKLER	44.452	201 D.DE BORST	1:11.443	201 D.DE BORST	40.212	19	19201 Febo Racing Team	SSP1	2:36.066	2:37.149 (19)
20	914 A.BERG	44.562	127 T.WINKLER	1:11.802	245 R.VAN DEN BERG	40.228	20	20264 DK-Racing powered by FMA	SSP1	2:36.949	2:37.525 (20)
21	250 O.GRAPER	44.691	264 J.DE KIMPE	1:11.966	264 J.DE KIMPE	40.257	21	21245 Harders Plaza	SSP1	2:37.164	2:37.602 (21)
22	264 J.DE KIMPE	44.726	245 R.VAN DEN BERG	1:12.194	259 M.VAN DE MAAT	40.369	22	22250 Bas Koeten Racing	SSP1	2:37.441	2:37.855 (22)
23	245 R.VAN DEN BERG	44.742	259 M.VAN DE MAAT	1:12.219	250 O.GRAPER	40.376	23	23259 BS Racing Team	SSP1	2:37.738	2:38.303 (23)
24	119 M.BERGMANN	44.911	250 O.GRAPER	1:12.374	119 M.BERGMANN	40.648	24	24901 Roke Racing	SR3	2:38.709	2:38.929 (25)
25	259 M.VAN DE MAAT	45.150	119 M.BERGMANN	1:13.212	305 R.GREENHALGH	40.981	25	25119 Bergmann Motorsport	GT	2:38.771	2:38.771 (24)
26	305 R.GREENHALGH	46.290	305 R.GREENHALGH	1:14.195	128 A.WINKLER	41.698	26	26305 Johan Kraan Motorsport	SSP2	2:41.466	2:42.702 (26)
27	303 M.OOSTEN	46.484	208 T.VAN VLIET	1:15.026	901 A.MATTÉO	41.798	27	27128 ITRIS Racing Team	GT	2:42.589	2:43.356 (27)
28	208 T.VAN VLIET	46.964	303 M.OOSTEN	1:15.039	303 M.OOSTEN	41.960	28	28303 Veno Racing	SSP2	2:43.483	2:44.633 (28)
29	901 A.MATTÉO	47.288	128 A.WINKLER	1:16.439	208 T.VAN VLIET	42.152	29	29208 JR Motorsport	SSP1	2:44.142	2:45.217 (29)
30	306 R.DE BEUS	48.979	402 R.NIEMAN	1:17.520	306 R.DE BEUS	44.023	30	30306 MWR Racing	SSP2	2:50.849	2:51.241 (30)
31	401 C.VOET	50.285	499 J.VAN DER VOORT	1:17.705	401 C.VOET	44.392	31	31402 Spirit Racing	SP	2:52.483	2:52.873 (31)
32	499 J.VAN DER VOORT	50.395	306 R.DE BEUS	1:17.847	402 R.NIEMAN	44.514	32	32401 Traxx Racing Team	SP	2:52.649	2:52.988 (32)
33	402 R.NIEMAN	50.449	401 C.VOET	1:17.972	499 J.VAN DER VOORT	44.676	33	33499 Spirit Racing	SP	2:52.776	2:53.204 (33)
34	410 T.SCHULTE	51.208	410 T.SCHULTE	1:18.391	410 T.SCHULTE	45.264	34	34410 Certainty Racing	SP	2:54.863	2:55.763 (34)
35	427 D.VAN ELK	54.537	427 D.VAN ELK	1:21.211	427 D.VAN ELK	47.687	35	35427 BlueBerry Racing	SP	3:03.435	3:03.945 (35)




SUPERCAR CHALLENGE + GT&PROTO CH.

SPA EURO RACE

RACE 2

Best Top Speed

Team	Car	Class	Top Speed Driver	Top 1		Top 2		Top 3		Top 4		Top 5		
				Kph	Lap	Kph	Lap	Kph	Lap	Kph	Lap	Kph	Lap	Avg
657 T2 Racing	Ligier LMP3	LMP3	S. RUPP	270.0	23	270.0	19	268.7	20	268.7	16	268.7	14	269,2
601 Prime Racing	Ginetta Nissan G57	LMP3	J. PIERRE	268.0	22	268.0	6	266.0	17	266.0	8	265.4	15	266,7
603 EDEKA Aschoff Racing	Ginetta Nissan G58	LMP3	M. ASCHOFF	268.0	16	268.0	8	267.3	13	267.3	12	266.7	22	267,5
606 DKR Engineering	Norma M30 LMP3	LMP3	M. MARATEOTTO	266.0	16	266.0	24	266.0	17	265.4	19	264.7	23	265,6
102 BODA Racing	Porsche 991 GT3 Cup	GT	B. HERBER	260.2	3	259.6	17	259.6	16	259.6	15	259.6	19	259,7
115 Certainty Racing	Porsche 991 GT3 Cup	GT	F. DULLAART	259.0	16	257.8	20	257.1	14	256.5	23	256.5	4	257,4
126 JJ Racing	Porsche 991 GT3 Cup	GT	J. JANSEN	259.0	20	257.1	22	257.1	10	255.9	4	254.7	8	256,8
103 Speedlover	Porsche 991 GT3 Cup	GT	J. DE WILDE	256.5	6	255.9	9	255.3	7	255.3	10	253.5	12	255,3
107 Johan Kraan Motorsport	Lamborghini Super Trophée	GT	M. WEERING	253.5	24	252.9	9	252.9	15	252.9	17	252.9	20	253,0
150 Speedlover	Porsche 991 GT3 Cup	GT	P. YVES PAQUE	253.5	10	253.5	15	252.9	6	252.9	20	251.7	17	252,9
605 Team Clim Air	Ligier LMP3	LMP3	P. DECURTINS	251.2	17	251.2	11	249.4	9	248.8	16	248.8	8	249,9
105 JR Motorsport	BMW M4 Silhouette	GT	W. SLUYS	246.6	10	246.0	14	245.5	8	244.9	9	244.3	4	245,5
807 Kraft Racing	Norma M20FC	CN	S. LONGIN	246.6	23	238.9	10	238.9	9	237.9	24	237.4	7	239,9
119 Bergmann Motorsport	Porsche 991 GT3 Cup	GT	M. BERGMANN	241.1	3	240.0	11	240.0	20	240.0	9	239.5	4	240,1
250 Bas Koeten Racing	Audi RS3 TCR LMS	SSP1	O. GRAPER	241.1	20	240.5	9	240.0	17	239.5	8	239.5	6	240,1
264 DK-Racing powered by FMA	VW Golf TCR	SSP1	J. DE KIMPE	241.1	20	236.8	21	235.8	16	235.8	11	235.3	18	237,0
128 ITRIS Racing Team	Porsche 991 Cup	GT	A. WINKLER	240.5	15	234.8	13	233.3	18	232.8	6	231.8	21	234,6
210 Ferry Monster Autosport	Leon Cupra TCR	SSP1	T. NABUURS	240.0	10	239.5	9	239.5	7	238.9	13	238.4	6	239,3
844 Neil Primrose Racing	Norma M20FC	CN	N. PRIMROSE	240.0	15	240.0	9	239.5	19	239.5	4	238.9	11	239,6
201 Febo Racing Team	Leon Cupra TCR	SSP1	D. DE BORST	238.9	18	238.4	20	237.9	17	237.4	13	237.4	14	238,0
245 Harders Plaza	BMW E90	SSP1	R. VAN DEN BERG	237.9	4	237.4	5	237.4	8	236.8	22	236.8	6	237,3
127 ITRIS Racing Team	Porsche 991 GT3 Cup	GT	T. WINKLER	237.4	10	236.8	7	230.3	9	227.4	4	225.9	6	231,6
259 BS Racing Team	BMW E46 GTR	SSP1	M. VAN DE MAAT	235.8	20	235.3	8	234.8	7	234.3	6	233.8	21	234,8
809 Kraft Racing	Norma M20FC	CN	T. BOONEN	233.8	17	230.8	20	230.8	10	230.3	11	229.3	5	231,0
208 JR Motorsport	BMW E92 V8	SSP1	T. VAN VLIET	227.4	20	227.4	21	226.4	19	225.9	4	225.9	18	226,6
305 Johan Kraan Motorsport	Saker	SSP2	R. GREENHALGH	225.5	3	223.6	9	223.1	18	223.1	4	222.7	7	223,6
303 Veno Racing	BMW Zilhouette	SSP2	M. OOSTEN	222.2	20	222.2	18	221.8	19	221.3	16	221.3	6	221,8
914 BS Racing by Baticonsult	Radical SR3 RSX	SR3	A. BERG	222.2	3	220.9	10	220.9	4	220.4	11	220.4	14	221,0
306 MWR Racing	BMW E36 M3	SSP2	R. DE BEUS	213.9	7	209.3	6	208.5	5	204.5	8	204.2	18	208,1
901 Roke Racing	Radical SR3RS	SR3	A. MATTÉO	208.9	10	208.9	5	206.5	17	206.1	8	205.7	7	207,2
402 Spirit Racing	Renault Clio 1.6 Turbo	SP	R. NIEMAN	204.2	9	203.0	11	203.0	19	202.6	14	201.5	4	202,9
401 Traxx Racing Team	Peugeot RCZ Cup	SP	C. VOET	202.6	6	201.9	5	201.5	9	201.1	4	200.7	13	201,6
499 Spirit Racing	Renault Clio 1.6 Turbo	SP	J. VAN DER WOUT	201.1	12	200.7	18	199.6	9	199.6	16	199.3	13	200,1
410 Certainty Racing	Renault Clio 4	SP	T. SCHULTE	196.7	3	194.9	20	193.9	21	193.9	6	193.5	15	194,6
427 BlueBerry Racing	Mazda MX-5	SP	D. VAN ELK	180.9	15	179.4	12	178.8	11	178.8	6	178.8	5	179,3
202 Ferry Monster Autosport	Leon Cupra TCR	SSP1	R. STEENMETZ											
222 Blueberry Racing	BMW E46 M3	SSP1	R. VAN LOON											
246 Stichting Euro Autosport	BMW E92 M3	SSP1												
266 Ferry Monster Autosport	Leon Cupra TCR	SSP1	M. VEELS											




SUPERCAR CHALLENGE + GT&PROTO CH

SPA EURO RACE

RACE 2

Fastest Lap Sequence

Elapsed	No	Team	Car	Class	Driver	Time	Kph	Lap
6:32.377	603	EDEKA Aschoff Racing	Ginetta Nissan G58	LMP3	Max ASCHOFF	3:59.746	105.2	2
6:33.118	807	Kraft Racing	Norma M20FC	CN	Stienes LONGIN	3:59.370	105.3	2
6:37.345	102	BODA Racing	Porsche 991 GT3 Cup	GT	Bob HERBER	3:59.102	105.5	2
6:50.909	914	BS Racing by Baticonsult	Radical SR3 RSX	SR3	Alain BERG	3:57.401	106.2	2
6:51.736	259	BS Racing Team	BMW E46 GTR	SSP1	Marcel VAN DE MAAT	3:53.711	107.9	2
6:52.249	245	Harders Plaza	BMW E90	SSP1	Robert VAN DEN BERG	3:53.427	108.0	2
6:52.721	250	Bas Koeten Racing	Audi RS3 TCR LMS	SSP1	Oscar GRAPER	3:53.304	108.1	2
6:53.176	127	ITRIS Racing Team	Porsche 991 GT3 Cup	GT	Thomas WINKLER	3:53.240	108.1	2
6:54.456	119	Bergmann Motorsport	Porsche 991 GT3 Cup	GT	Michael BERGMANN	3:48.744	110.2	2
6:55.326	128	ITRIS Racing Team	Porsche 991 Cup	GT	Alfred WINKLER	3:48.445	110.4	2
6:56.860	303	Veno Racing	BMW Zilhouette	SSP2	Maxime OOSTEN	3:46.609	111.3	2
6:58.404	402	Spirit Racing	Renault Clio 1.6 Turbo	SP	Rob NIEMAN	3:42.511	113.3	2
6:59.100	306	MWR Racing	BMW E36 M3	SSP2	Remco DE BEUS	3:41.948	113.6	2
7:00.385	401	Traxx Racing Team	Peugeot RCZ Cup	SP	Chris VOET	3:41.916	113.6	2
7:00.513	901	Roke Racing	Radical SR3RS	SR3	Antoine MATTÉO	3:40.672	114.3	2
8:55.992	603	EDEKA Aschoff Racing	Ginetta Nissan G58	LMP3	Max ASCHOFF	2:23.615	175.6	3
11:18.325	603	EDEKA Aschoff Racing	Ginetta Nissan G58	LMP3	Max ASCHOFF	2:22.333	177.1	4
32:43.245	657	T2 Racing	Ligier LMP3	LMP3	Stephan RUPP	2:21.537	178.1	12
42:12.016	657	T2 Racing	Ligier LMP3	LMP3	Stephan RUPP	2:20.057	180.0	16



SUPERCAR CHALLENGE + GT&PROTO CH


SPA EURO RACE

RACE 2

Sector Analysis

■ Personal Best
 ■ Session Best
 ■ Crossing the finish line in the pit lane

Lap	D	Time	Sector 1	Sector 2	Sector 3	T.Spd	Elapsed	Lap	D	Time	Sector 1	Sector 2	Sector 3	T.Spd	Elapsed
200 JR Motorsport 1.Ted VAN VLIET BMW E92 V8 SSP1															
1	1	2:42.373	46.245	1:14.509	41.619		2:42.373								
2	1	4:00.472	1:07.576	1:48.496	1:04.400	110.2	6:42.845								
3	1	2:34.107	43.021	1:11.987	39.099	250.0	9:16.952								
4	1	2:32.741	42.413	1:11.325	39.003	250.0	11:49.693								
5	1	2:32.653	42.590	1:10.947	39.116	248.3	14:22.346								
6	1	2:32.123	42.448	1:10.793	38.882	252.9	16:54.469								
7	1	2:32.489	42.421	1:11.003	39.065	246.0	19:26.958								
8	1	2:32.708	42.189	1:11.353	39.166	251.2	21:59.666								
9	1	2:33.945	42.912	1:11.756	39.277	248.3	24:33.611								
10	1	2:32.777	42.083	1:11.394	39.300	253.5	27:06.388								
11	1	2:34.771	42.350	1:12.267	40.154	249.4	29:41.159								
12	1	2:42.743 B	42.759	1:12.239	47.745	235.8	32:23.902								
13	1	4:01.625	2:07.973	1:13.382	40.270	225.9	36:25.527								
14	1	2:36.119	43.387	1:12.692	40.040	238.9	39:01.646								
15	1	2:35.344	42.811	1:12.307	40.226	253.5	41:36.990								
16	1	2:38.005	44.911	1:13.126	39.968	247.1	44:14.995								
17	1	2:35.201	43.118	1:12.529	39.554	251.7	46:50.196								
18	1	2:36.089	42.929	1:13.379	39.781	242.2	49:26.285								
19	1	2:35.567	44.145	1:12.146	39.276	250.0	52:01.852								
20	1	2:35.628	43.012	1:12.988	39.628	252.9	54:37.480								
21	1	2:35.573	43.435	1:12.599	39.539	247.1	57:13.053								
22	1	2:38.902	43.255	1:15.117	40.530	238.9	59:51.955								
23	1	2:36.616	43.639	1:13.073	39.904	236.3	1:02:28.571								
24	1	2:35.633	42.496	1:12.763	40.374	250.0	1:05:04.204								
201 Febo Racing Team 1.Dennis DE BORST 2.Stan VAN OORD Leon Cupra TCR SSP1															
1	1	2:48.960	49.173	1:14.321	45.466		2:48.960								
2	1	4:00.196	1:06.097	1:47.398	1:06.701	117.4	6:49.156								
3	1	2:38.122	45.247	1:11.750	41.125	234.8	9:27.278								
4	1	2:38.303	45.425	1:12.454	40.424	233.8	12:05.581								
5	1	2:37.708	45.190	1:12.176	40.342	235.8	14:43.289								
6	1	2:37.868	46.086	1:11.443	40.339	233.3	17:21.157								
7	1	2:38.753	45.065	1:13.183	40.505	232.3	19:59.910								
8	1	2:37.305	44.758	1:12.335	40.212	236.3	22:37.215								
9	1	2:45.456 B	44.754	1:11.963	48.739	235.8	25:22.671								
10	1	4:13.941	2:19.670	1:12.406	41.865	234.3	29:36.612								
11	1	2:37.149	44.983	1:11.777	40.389	235.8	32:13.761								
12	1	2:39.302	44.511	1:13.406	41.385	234.3	34:53.063								
13	1	2:37.225	44.519	1:12.121	40.585	237.4	37:30.288								
14	1	2:37.431	44.411	1:12.300	40.720	237.4	40:07.719								
15	1	2:38.604	45.011	1:13.033	40.560	231.3	42:46.323								
16	1	2:39.936	45.082	1:14.274	40.580	236.3	45:26.259								
17	1	2:38.316	44.739	1:12.925	40.652	237.9	48:04.575								
18	1	2:39.008	44.476	1:13.248	41.284	238.9	50:43.583								
19	1	2:38.638	45.540	1:12.614	40.484	233.3	53:22.221								
20	1	2:38.864	44.473	1:13.366	41.025	238.4	56:01.085								
21	1	2:41.245	45.195	1:15.122	40.928	223.6	58:42.330								
22	1	2:41.017	45.723	1:13.965	41.329	233.8	1:01:23.347								
23	1	2:42.411	44.953	1:14.199	43.259	231.3	1:04:05.758								
202 Ferry Monster Autosport 1.René STEENMETZ 2.Stephan POLDERMAN Leon Cupra TCR SSP1															
1	1	6:06.805 B	49.153	3:32.796	1:44.856		6:06.805								
2	1	4:32.905 B					10:39.710								
202 Blueberry Racing 1.Ronald VAN LOON 2.Luuk VAN LOON BMW E46 M3 SSP1															
1	1	3:11.890 B	51.461	1:25.969	54.460		3:11.890								
245 Harders Plaza 1.Robert VAN DEN BERG 2.Benjamin VAN DEN BERG BMW E90 SSP1															
1	1	2:58.822	53.341	1:20.213	45.268		2:58.822								
2	1	3:53.427	1:03.573	1:43.305	1:06.549	118.2	6:52.249								
3	1	2:39.378	45.391	1:13.384	40.603	230.8	9:31.627								
4	1	2:39.078	44.830	1:13.480	40.768	237.9	12:10.705								
5	1	2:38.189	45.572	1:12.389	40.228	237.4	14:48.894								
6	1	2:37.781	45.167	1:12.286	40.328	236.8	17:26.675								



SUPERCAR CHALLENGE + GT&PROTO CH

SPA EURO RACE

RACE 2

Sector Analysis

Lap	D	Time	Sector 1	Sector 2	Sector 3	T.Sp	Elapsed	Lap	D	Time	Sector 1	Sector 2	Sector 3	T.Sp	Elapsed						
15	1	2:45.234	46.926	1:15.973	42.335	220.4	44:57.301	401 Traxx Racing Team Peugeot RCZ Cup SP 1. Chris VOET 2. Bart VAN DEN BROECK													
16	1	2:45.966	46.830	1:16.349	42.787	221.3	47:43.267														
17	1	2:46.035	47.980	1:15.740	42.315	220.0	50:29.302														
18	1	2:44.907	46.946	1:15.417	42.544	222.2	53:14.209														
19	1	2:44.979	46.921	1:15.486	42.572	221.8	55:59.188														
20	1	2:46.705	46.859	1:16.580	43.266	222.2	58:45.893														
305 Johan Kraan Motorsport Saker SSP2 1. Robin GREENHALGH 2. Jerome GREENHALGH															1 1 3:18.469 1:02.938 1:26.289 49.242 3:18.469 2 1 3:41.916 53.095 1:42.751 1:06.070 153.6 7:00.385 3 1 2:57.485 52.025 1:20.359 45.101 197.1 9:57.870 4 1 2:53.864 50.645 1:18.596 44.623 201.1 12:51.734 5 1 2:53.703 50.542 1:18.483 44.678 201.9 15:45.437 6 1 2:53.370 50.466 1:18.180 44.724 202.6 18:38.807 7 1 2:53.891 50.918 1:18.417 44.556 199.6 21:32.698 8 1 2:52.988 50.624 1:17.972 44.392 200.4 24:25.686 9 1 2:53.525 50.285 1:17.978 45.262 201.5 27:19.211 10 1 3:00.811 B 50.471 1:18.359 51.981 199.6 30:20.022 11 1 5:15.844 3:09.579 1:21.007 45.258 191.2 35:35.866 12 1 2:56.311 51.189 1:20.094 45.028 198.5 38:32.177 13 1 2:55.605 51.323 1:18.805 45.477 200.7 41:27.782 14 1 2:56.581 51.636 1:20.027 44.918 199.6 44:24.363 15 1 2:55.993 51.925 1:18.576 45.492 196.0 47:20.356 16 1 2:54.962 51.482 1:18.429 45.051 198.9 50:15.318 17 1 2:57.170 51.708 1:19.695 45.767 198.5 53:12.488 18 1 2:58.453 51.968 1:20.590 45.895 200.0 56:10.941 19 1 2:56.831 51.970 1:19.547 45.314 198.2 59:07.772 20 1 2:55.908 51.732 1:18.963 45.213 197.4 1:02:03.680 21 1 2:56.515 51.841 1:19.263 45.411 196.7 1:05:00.195						
306 MWR Racing BMW E36 M3 SSP2 1. Remco DE BEUS															402 Spirit Racing Renault Clio 1.6 Turbo SP 1. Rob NIEMAN						
1	1	3:17.152	1:02.460	1:26.436	48.256		3:17.152	1	1	3:15.893	1:00.878	1:26.043	48.972		3:15.893						
2	1	3:41.948	53.664	1:42.477	1:05.807	141.5	6:59.100	2	1	3:42.511	54.584	1:42.274	1:05.653	147.9	6:58.404						
3	1	2:52.191	50.185	1:17.847	44.159	201.5	9:51.291	3	1	2:58.337	51.276	1:21.539	45.522	188.5	9:56.741						
4	1	2:51.241	49.267	1:17.951	44.023	203.4	12:42.532	4	1	2:53.485	50.595	1:18.024	44.866	201.5	12:50.226						
5	1	2:51.428	49.183	1:17.915	44.330	208.5	15:33.960	5	1	2:54.332	51.409	1:17.991	44.932	198.9	15:44.558						
6	1	2:52.101	49.404	1:18.433	44.264	209.3	18:26.061	6	1	2:53.592	50.806	1:18.003	44.783	200.7	18:38.150						
7	1	2:54.151	49.490	1:19.463	45.198	213.9	21:20.212	7	1	2:55.890	51.619	1:19.033	45.238	198.2	21:34.040						
8	1	2:52.109	49.108	1:18.646	44.355	204.5	24:12.321	8	1	2:53.215	50.449	1:17.757	45.009	200.0	24:27.255						
9	1	2:53.763	49.644	1:19.303	44.816	192.5	27:06.084	9	1	4:29.139 B	50.513	1:18.121	2:20.505	204.2	28:56.394						
10	1	3:00.916 B	49.081	1:18.774	53.061	203.0	30:07.000	10	1	3:06.641	1:04.203	1:17.817	44.621	199.6	32:03.035						
11	1	4:12.940	2:10.396	1:18.024	44.520	201.5	34:19.940	11	1	2:54.150	50.573	1:17.735	45.842	203.0	34:57.185						
12	1	2:54.282	49.292	1:19.905	45.085	201.5	37:14.222	12	1	2:52.873	50.649	1:17.520	44.704	201.5	37:50.058						
13	1	2:54.694	49.109	1:19.957	45.628	203.4	40:08.916	13	1	2:53.171	50.467	1:17.894	44.810	196.7	40:43.229						
14	1	2:54.564	48.979	1:19.766	45.819	192.9	43:03.480	14	1	2:54.402	51.333	1:18.241	44.828	202.6	43:37.631						
15	1	2:55.386	49.507	1:20.010	45.869	200.7	45:58.866	15	1	2:53.306	50.835	1:17.957	44.514	200.0	46:30.937						
16	1	2:52.635	49.251	1:18.733	44.651	194.2	48:51.501	16	1	2:54.036	51.333	1:18.150	44.553	199.6	49:24.973						
17	1	2:55.824	49.991	1:20.900	44.933	174.5	51:47.325	17	1	2:54.721	51.297	1:18.663	44.761	198.9	52:19.694						
18	1	2:53.665	49.340	1:18.783	45.542	204.2	54:40.990	18	1	2:56.719	51.244	1:19.305	46.170	199.6	55:16.413						
19	1	2:53.469	49.174	1:19.134	45.161	198.5	57:34.459	19	1	2:55.538	50.957	1:19.211	45.370	203.0	58:11.951						
20	1	2:52.740	49.075	1:19.040	44.625	196.4	1:00:27.199	20	1	2:56.398	50.943	1:19.807	45.648	199.6	1:01:08.349						
21	1	2:59.065	50.958	1:22.067	46.040	186.9	1:03:26.264	21	1	2:59.135	51.886	1:20.067	47.182	197.8	1:04:07.484						
22	1	3:04.253	52.008	1:23.719	48.526	170.9	1:06:30.517	410 Certainty Racing Renault Clio 4 SP 1. Tim SCHULTE 2. Dillon KOSTER													
								1	1	3:20.602	1:04.751	1:26.484	49.367		3:20.602						
								2	1	3:41.630	54.191	1:41.513	1:05.926	191.2	7:02.232						
								3	1	3:02.393	53.278	1:22.473	46.642	196.7	10:04.625						
								4	1	2:57.999	52.611	1:19.676	45.712	191.2	13:02.624						
								5	1	2:57.167	52.689	1:19.160	45.318	191.8	15:59.791						
								6	1	2:56.736	52.246	1:19.226	45.264	193.9	18:56.527						



